



AMPEX COMPUTER PRODUCTS COMPANY

SECTION IX

ILLUSTRATED PARTS BREAKDOWN

9-1. INTRODUCTION.

9-2. The following pages constitute an illustrated parts breakdown for the TM-2 tape transport, arranged in disassembly sequence.

9-3. In general, the illustrated parts breakdown indicates the maximum permissible disassembly of parts in the field. Further disassembly may require special tools and fixtures on reassembly, and should not be undertaken.

9-4. Where serial number effectivity is shown, reference is to the catalog numbered item (identified by name plate), not to an assembly or subassembly part number.

9-5. A Usable On code is used in the breakdown to indicate parts, sub-assemblies, etc., unique to optional features of the tape transport. The significance of each code letter is shown below:

- A Transport assembly, 1/2 inch, 60 cps
- B Transport assembly, 1 inch, 60 cps
- C Transport assembly, 1/2 inch, 50 cps
- D Transport assembly, 1 inch, 50 cps
- E Transport electronics assembly, horizontal mounting
- F Transport electronics assembly, vertical mounting
- G Head assembly, 1/2 inch, 8 channel asymmetrical, read/write
- H Head assembly, 1/2 inch, 8 channel symmetrical, read/write
- I Head assembly, 1/2 inch, 7 channel asymmetrical, read/write
- J Head assembly, 1/2 inch, 7 channel symmetrical, read/write

ILLUSTRATED PARTS BREAKDOWN

- K Head assembly, 1 inch, 16 channel asymmetrical, read/write
- L Head assembly, 1 inch, 16 channel symmetrical, read/write combination
- M Photosense installation kit, 1/2 inch, w/open circuit driver
- N Photosense installation kit, 1/2 inch, w/relay
- O Photosense installation kit, 1/2 inch, w/relay and hold circuit
- P Photosense installation kit, 1 inch
- Q Photosense installation kit, 1 inch, w/relay and hold circuit
- R Transport access door, w/o trademark or model number
- S Transport access door, w/o trademark, w/model number
- T Transport access door, w/trademark and model number

9-6. In correspondence with Ampex or when ordering parts for the equipment, order by Ampex Part Number. Handling of the order may also be expedited by noting the catalog number and serial number of the assembly for which the part is ordered.




Figure 9-1
TM-2 Tape Transport

TM-2 Tape Transport

ILLUSTRATED PARTS BREAKDOWN

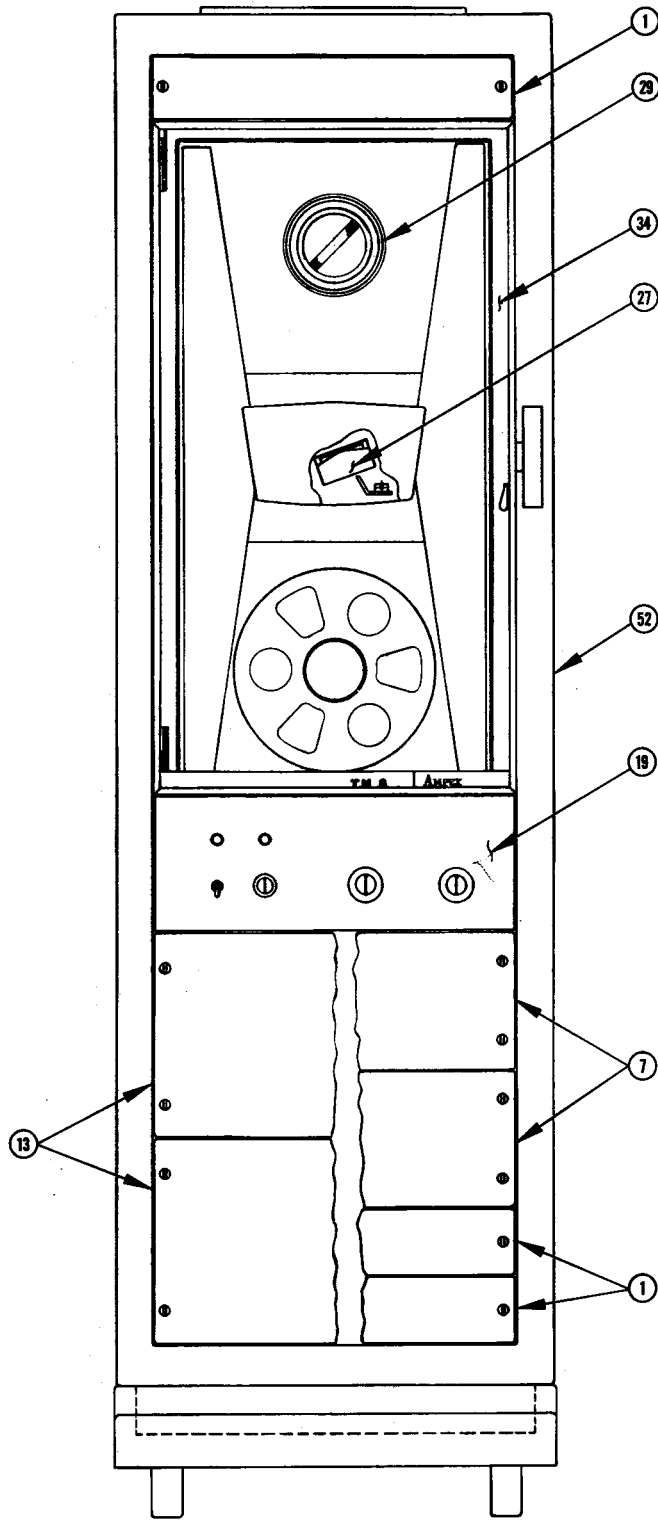


Figure 9-2
TM-2 Tape Transport Final Assembly (sheet 1 of 3)



FIG. & INDEX NO.	AMPEX PART NO.	DESCRIPTION 1 2 3 4 5 6 7	QTY. PER ASSY.	USE ON CODE	EFFECTIVE	
					ON	THRU
9-2-		TM-2 TAPE TRANSPORT FINAL ASSEMBLY				
		Tape Transport Final Assembly, TM-2	Ref			
1	31 01090 10	. Cover Assembly, 3-1/2 in. blank panel	A/R			
2	310-015	. . Fastener, slotted hd, stl (Vibrex #F31N)	2			
3	471-451	. . Screw, machine, 12-24 NC-2A by 1/2 in., pan hd Phillips, stl cad plt	4			
	471-089	. . Screw, machine, 10-32 NF-3A by 1/2 in., pan hd Phillips, stl cad plt (MS35209-55) (shipped with Cover Assembly)	4			
4	31 01224 10	. . Bracket, cover mounting	2			
5	31 01223 10	. . Spacer, bracket	2			
6	31 01222 10	. . Cover	1			
7	31 01091 10	. Cover Assembly, 7 in. blank panel	A/R			
8	310-015	. . Fastener, slotted hd, stl (Vibrex #F31N)	4			
9	471-451	. . Screw, machine, 12-24 NC-2A by 1/2 in., pan hd Phillips, stl cad plt	4			
	471-089	. . Screw, machine, 10-32 NF-3A by 1/2 in., pan hd Phillips, stl cad plt (MS35209-55) (shipped with Cover Assembly)	4			
10	31 01226 10	. . Bracket, cover mounting	2			
11	31 01227 10	. . Spacer, bracket	2			
12	31 01225 10	. . Cover	1			
13	31 01092 10	. Cover Assembly, 10-1/2 in. blank panel	A/R			
14	310-015	. . Fastener, slotted hd, stl (Vibrex #F31N)	4			
15	471-451	. . Screw, machine, 12-24 NC-2A by 1/2 in., pan hd Phillips, stl cad plt	8			
	471-089	. . Screw, machine, 10-32 NF-3A by 1/2 in., pan hd Phillips, stl cad plt (MS35209-55) (shipped with Cover assembly)	8			
16	31 01224 10	. . Bracket, cover mounting	4			
17	31 01223 10	. . Spacer, bracket	4			
18	31 01228 10	. . Cover	1			
19	31 01064 10	. Panel Assembly, manual control (See Figure 9-25)	1			
20	145-128	. Connector, plug, male (manual) (Cannon #RLK-A50-22C-1)	1			



AMPEX COMPUTER PRODUCTS COMPANY

FIG. & INDEX NO.	AMPEX PART NO.	DESCRIPTION 1 2 3 4 5 6 7	QTY. PER ASSY.	USE ON CODE	EFFECTIVE	
					ON	THRU
9-2						
21	145-042	. Connector, plug, male (write) (Cannon #MC-11E-8-3PN)	1			
22	144-106	. Connector, plug, female (power) (Cannon #GK-S3-21C-1/2)	1			
23	145-127	. Connector, plug, male (remote) (Cannon #RFK-37-22C-7/8)	1			
24	650-150	. Label ("Caution High Voltage")	2			
25	31 01110 10	. Control Assembly, power supply (horizontal mounting) (See Figure 9-19)	1	E		
26	31 01112 10	. Control Assembly, power supply (vertical mounting) (See Figure 9-19)	1	F		
27	31 01045 10	. Head Assembly, 1/2 in., 8 channel asymmetrical, read/write (See Figure 9-3)	1	G		
	31 01046 10	. Head Assembly, 1/2 in., 8 channel symmetrical, read/write (See Figure 9-3)	1	H		
	31 01047 10	. Head Assembly, 1/2 in., 7 channel asymmetrical, read/write (See Figure 9-3)	1	I		
	31 01048 10	. Head Assembly, 1/2 in., 7 channel symmetrical, read/write combination (See Figure 9-3)	1	J		
	31 01049 10	. Head Assembly, 1 in., 16 channel asymmetrical, read/write (See Figure 9-3)	1	K		
	31 01050 10	. Head Assembly, 1 in., 16 channel symmetrical, read/write combination (See Figure 9-3)	1	L		
28	31 01057 10	. Head Cable and Box Assembly, 1/2 in. (See Figure 9-4)	1	A, C		
	31 01058 10	. Head Cable and Box Assembly, 1 in. (See Figure 9-4)	1	B, D		
29	31 01043 10	. Ring, writing actuator	1			
30	31 01082 10	. Photosense Installation Kit, 1/2 in., w/open circuit driver (See Figure 9-5)	1	M		
	31 01080 10	. Photosense Installation Kit, 1/2 in., w/relay (See Figure 9-5)	1	N		
	31 01079 10	. Photosense Installation Kit, 1/2 in., w/relay and hold circuit (See Figure 9-5)	1	O		
	31 01083 10	. Photosense Installation Kit, 1 in. (See Figure 9-5)	1	P		
	31 01081 10	. Photosense Installation Kit, 1 in., w/relay and hold circuit (See Figure 9-5)	1	Q		
31	471-876	. Screw, machine, 12-24 NC-2B by 5/16 in., slotted pan hd, brass cad plt (for shipping purposes)	2			
32	502-049	. Washer, #12 spring lock, stl cad plt (for shipping purposes)	2			

TM-2 Tape Transport

ILLUSTRATED PARTS BREAKDOWN

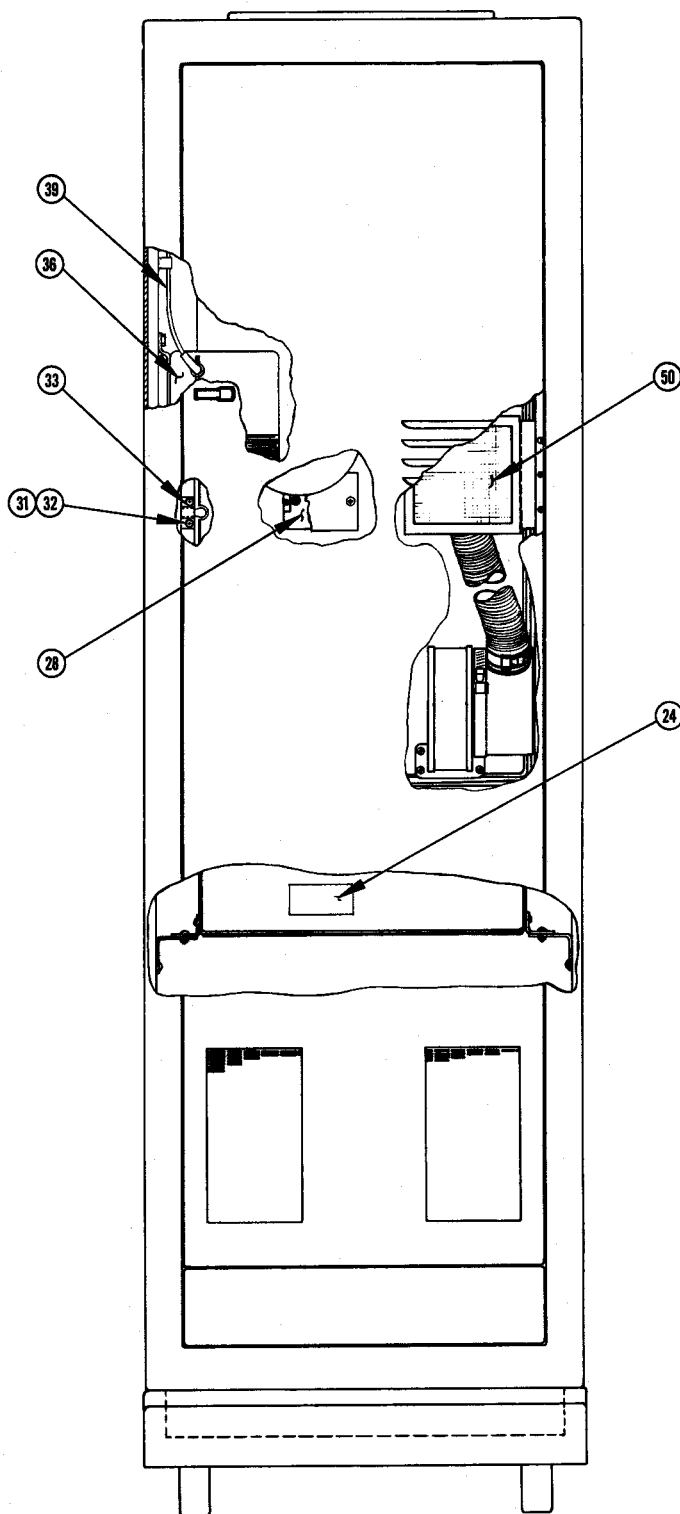


Figure 9-2
TM-2 Tape Transport Final Assembly (sheet 3 of 3)

FIG. & INDEX NO.	AMPEX PART NO.	DESCRIPTION 1 2 3 4 5 6 7	QTY. PER ASSY.	USE ON CODE	EFFECTIVE	
					ON	THRU
9-2-						
33	31 01093 10	. Bracket, transport lock (for shipping purposes)	1			
34	31 01105 10	. Transport Assembly, 1/2 in., 60 cycle (See Figures 9-7 thru 9-17)	1	A		
	31 01097 10	. Transport Assembly, 1 in., 60 cycle (See Figures 9-7 thru 9-17)	1	B		
	31 01107 10	. Transport Assembly, 1/2 in., 50 cycle (See Figures 9-7 thru 9-17)	1	C		
	31 01106 10	. Transport Assembly, 1 in., 50 cycle (See Figures 9-7 thru 9-17)	1	D		
35	31 01087 10	. Transformer and Cable Assembly, 60 cycle	1	A, B		
36	31 01089 10	. Transformer and Cable Assembly, 50 cycle	1	C, D		
37	302-103	. . . Clamp, cable, 5/8 in. ID adjustable (Appleton #BC7286)	1			
38	31 01218 10	. . . Cable Assembly, voltage regulator, 60 cycle	1	A, B		
39	31 01221 10	. . . Cable Assembly, voltage regulator, 50 cycle	1	C, D		
40	180-115	. . . Terminal Strip, 4 terminals w/barrier strip (FS709) (Jones #4-160-L)	1			
41	171-001	. . . Connector, solderless, slotted tongue (AMP #34541)	6	A, B		
42	262-003	. . . Bushing, telescoping (AN3420-6)	1			
43	600-028	. . . Tubing, nonmetallic, #3, black (MIL-I-631)	A/R			
44	600-038	. . . Tubing, nonmetallic, #5, black (MIL-I-631)	A/R			
45	600-094	. . . Tubing, nonmetallic, #4, black (Rayclad Tube Inc. #4)	A/R			
46	470-165	. . . Screw, cap, 1/4-28 by 1/2 in., hex sch, stl cad plt	4			
47	502-017	. . . Washer, 1/4 ext tooth, stl cad plt (MS35335-33)	4			
48	501-106	. . . Washer, 1/4 flat, stl cad plt (MS15795-210)	4			
49	31 01217 10	. . . Transformer Assembly, 60 cycle	1	A, B		
	31 01220 10	. . . Transformer Assembly, 50 cycle	1	C, D		
	471-069	. . . Screw, machine, 6-32 NC-2A by 3/8 in., pan hd Phillips, stl cad plt (MS35208-25)	8	C, D		
	476-063	. . . Screw, self-tapping, #6 by 5/16 in., flat hd Phillips, stl cad plt (Parker-Kalon)	2	C, D		
	501-009	. . . Washer, #6 flat, stl cad plt (MS15795-206)	10	C, D		

TM-2 Tape Transport

ILLUSTRATED PARTS BREAKDOWN

FIG. & INDEX NO.	AMPEX PART NO.	DESCRIPTION 1 2 3 4 5 6 7	QTY. PER ASSY.	USE ON CODE	EFFECTIVE	
					ON	THRU
9-2-						
	492-009	. . Nut, plain hex, 6-32 NC-2B, stl cad plt (MS35649-62)	6	C,D		
	302-031	. . Clamp, cable, plastic (Commercial Plastic #742-3)	10	C,D		
50	31 01085 10	. Filter Assembly (See Figure 9-6)	1			
51	31 01076 10	. Door Assembly, transport cover (See Figure 9-18)	1	R		
	31 01077 10	. Door Assembly, transport cover, w/Model No. (See Figure 9-18)	1	S		
	31 01075 10	. Door Assembly, transport cover, w/Model No. and Ampex identification (See Figure 9-18)	1	T		
52	31 01073 10	. Cabinet Assembly (See Figure 9-26)	1			
53	31 01084 10	. Dolly Assembly (See Figure 9-26)	1			



AMPEX COMPUTER PRODUCTS COMPANY

This page intentionally left blank.

ILLUSTRATED PARTS BREAKDOWN

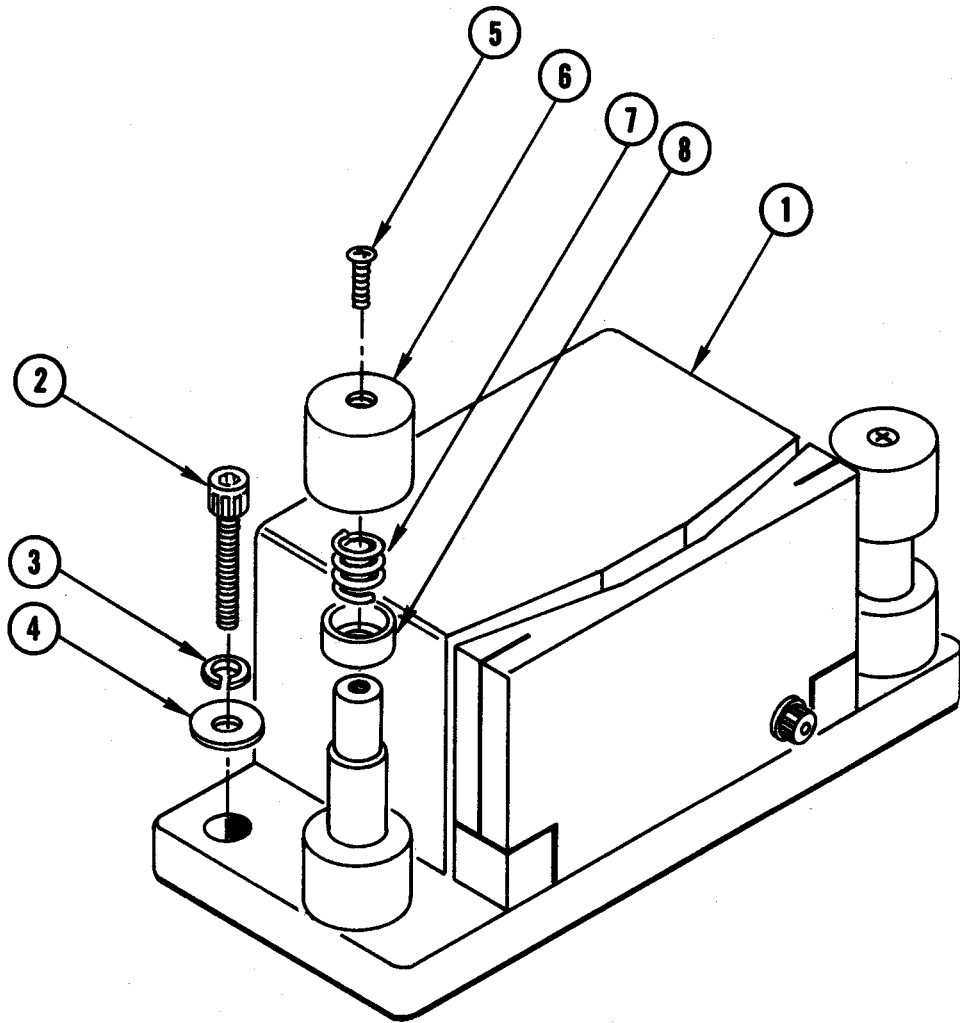


Figure 9-3
Read/Write Head Assemblies



AMPEX COMPUTER PRODUCTS COMPANY

FIG. & INDEX NO.	AMPEX PART NO.	DESCRIPTION 1 2 3 4 5 6 7	QTY. PER ASSY	USE ON CODE	EFFECTIVE	
					ON	THRU
9-3-		READ/WRITE HEAD ASSEMBLIES				
1	31 01045 10	Head Assembly, 1/2 in., 8 channel asymmetrical, read/write (See Figure 9-2)	Ref	G		
	31 01046 10	Head Assembly, 1/2 in., 8 channel symmetrical, read/write (See Figure 9-2)	Ref	H		
	31 01047 10	Head Assembly, 1/2 in., 7 channel asymmetrical, read/write (See Figure 9-2)	Ref	I		
	31 01048 10	Head Assembly, 1/2 in., 7 channel symmetrical, read/write combination (See Figure 9-2)	Ref	J		
	31 01049 10	Head Assembly, 1 in., 16 channel asymmetrical, read/write (See Figure 9-2)	Ref	K		
	31 01050 10	Head Assembly, 1 in., 16 channel symmetrical, read/write combination (See Figure 9-2)	Ref	L		
2	470-021	. Screw, cap, 6-32 NC-3A by 5/8 in., hex sch, stl cad plt (MS35457-9)	2			
3	502-009	. Washer, #6 spring lock, sst (MS35338-79)	2			
4	501-015	. Washer, #6 flat, sst (MS15795-306)	2			
5	471-379	. Screw, machine, 4-40 NC-2A by 1/4 in., 82° flat hd Phillips, sst (MS35200-12)	2			
6	60975	. Guide, cap	2			
7	60701	. Spring	2			
8	69976	. Guide, ring	2			

TM-2 Tape Transport

ILLUSTRATED PARTS BREAKDOWN

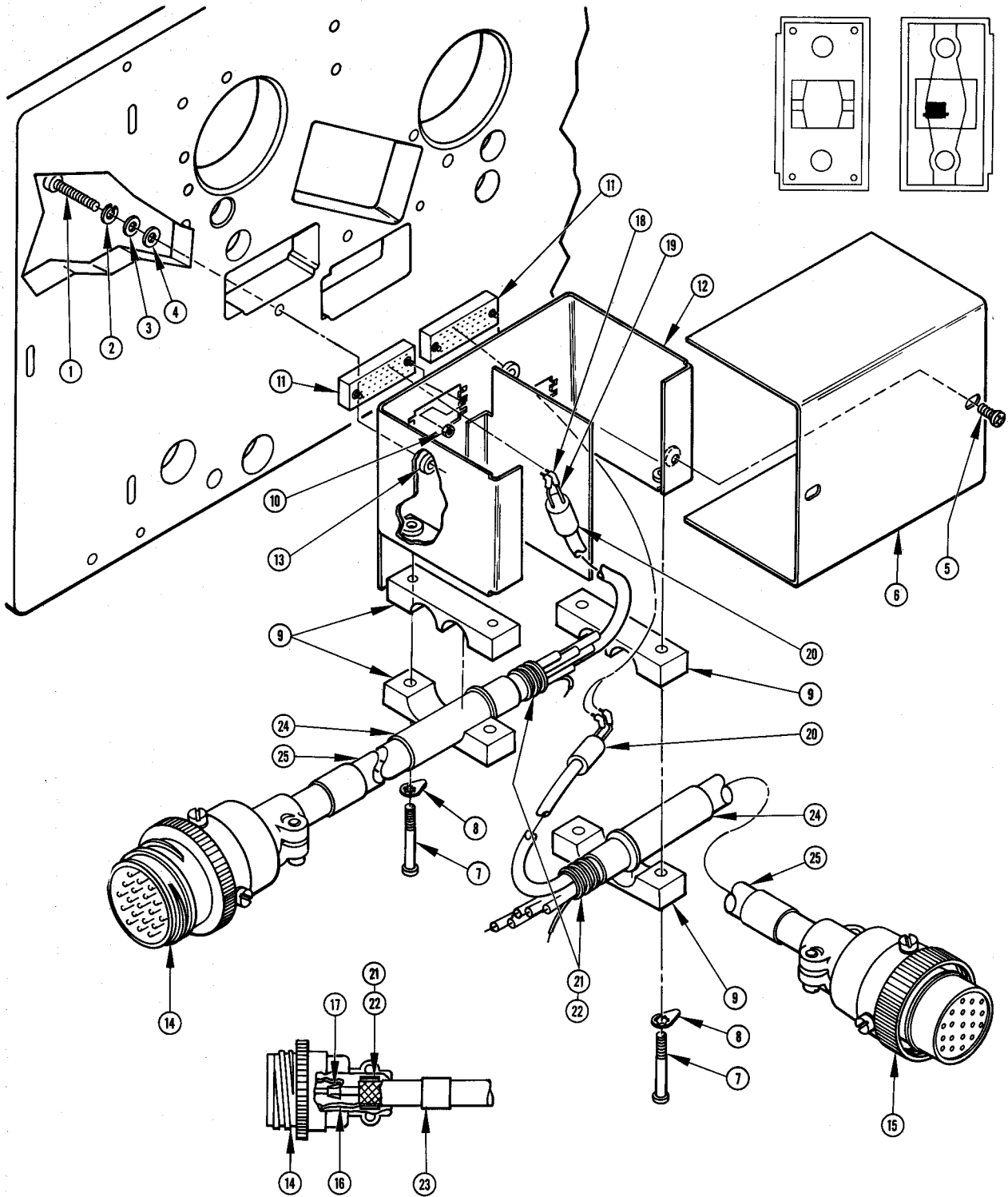


Figure 9-4
Head Cable and Box



FIG. & INDEX NO.	AMPEX PART NO.	DESCRIPTION 1 2 3 4 5 6 7	QTY. PER ASSY	USE ON CODE	EFFECTIVE	
					ON	THRU
9-4-		HEAD CABLE AND BOX				
	31 01057 10	Head Cable and Box Assembly, 1/2 in. (See Figure 9-2)	Ref	A, C		
	31 01058 10	Head Cable and Box Assembly, 1 in. (See Figure 9-2)	Ref	B, D		
1	470-023	. Screw, cap 6-32 NC-3A by 7/8 in., hex sch, stl cad plt (MS35457-11)	2			
2	502-003	. Washer, #6 spring lock, stl cad plt (MS35338-41)	2			
3	501-009	. Washer, #6 flat, stl cad plt (MS15795-206)	2			
4	503-012	. Washer, #6 shoulder, nonmetallic (Walsco #7856)	2			
	31 01135 10	. Box Assembly, head cable	1	A, C		
	31 01136 10	. Box Assembly, head cable	1	B, D		
5	471-017	. . Screw, machine, 6-32 NC-2A by 1/4 in., pan hd Phillips, brass cad plt (Type MS35212)	2			
6	31 01142 10	. . Cover, chassis	1			
7	471-074	. . Screw, machine, 6-32 NC-2A by 7/8 in., pan hd Phillips, stl cad plt (MS35208-30)	4			
8	172-003	. . Lug, soldering, #6 internal tooth (Shakeproof #2104-6)	4			
9	31 01144 10	. . Retainer, electrical cable	4			
10	493-013	. . Nut, self-locking, hex, 2-56 NC-3B, stl cad plt w/nylon insert (Esna Type NM)	4			
11	146-173	. . Connector, receptacle, female, 26 contacts, supplied w/mounting washer (Winchester #MRE26S-J-30)	2	A, C		
	146-172	. . Connector, receptacle, female, 34 contacts, supplied w/mounting washer (Winchester #SRE34S-J-30)	2	B, D		
12	31 01141 10	. . Chassis Assembly, welded	1	A, C		
	31 01140 10	. . Chassis Assembly, welded	1	B, D		
13	490-011	. . . Nut, anchor, 6-32 NC-2B, stl (Penn Engg. #WN-632)	8			
14	145-082	. Connector, plug, male, 19 contacts (Cannon #RSK-19-22C-1/2)	1	A, C		
	145-082	. Connector, plug, male, 19 contacts (Cannon #RSK-19-22C-1/2)	2	B, D		
15	144-061	. Connector, plug, female, 19 contacts (Cannon #SK-19-21C-1/2)	1	A, C		
	144-061	. Connector, plug, female, 19 contacts (Cannon #SK-19-21C-1/2)	2	B, D		

TM-2 Tape Transport

ILLUSTRATED PARTS BREAKDOWN

FIG. & INDEX NO.	AMPEX PART NO.	DESCRIPTION 1 2 3 4 5 6 7	QTY. PER ASSY.	USE ON CODE	EFFECTIVE	
					ON	THRU
9-4-						
16	611-001	. Wire, stranded, insulated #20GA (MIL-W-16878)	A/R			
17	600-017	. Tubing, nonmetallic, insulation, #10 clear (MIL-I-631)	A/R			
18	600-023	. Tubing, nonmetallic, insulation, #17 black (MIL-I-631)	A/R			
19	611-189	. Wire, stranded, insulated, #26GA (MIL-W-16878)	A/R			
20	171-031	. Connector, solderless, cable termination (Burndy #YEC90)	16	A, C		
	171-031	. Connector, solderless, cable termination (Burndy #YEC90)	32	B, D		
21	171-029	. Connector, solderless, cable termination (Burndy #YIC-297)	4	A, C		
	171-029	. Connector, solderless, cable termination (Burndy #YIC-297)	8	B, D		
22	171-030	. Connector, solderless, cable termination (Burndy #YOC-250)	4	A, C		
	171-030	. Connector, solderless cable termination (Burndy #YOC-250)	8	B, D		
23	600-096	. Tubing, nonmetallic, 5/16, insulation sleeving, (Rayclad Tube Inc.)	A/R			
24	262-004	. Bushing, telescoping (AN3420-8)	2	A, C		
	262-004	. Bushing, telescoping (AN3420-8)	4	B, D		
25	31 00238 10	. Cable Assembly, electrical, special purpose, 8 conductor	A/R			



AMPEX COMPUTER PRODUCTS COMPANY

This page intentionally left blank.

TM-2 Tape Transport

ILLUSTRATED PARTS BREAKDOWN

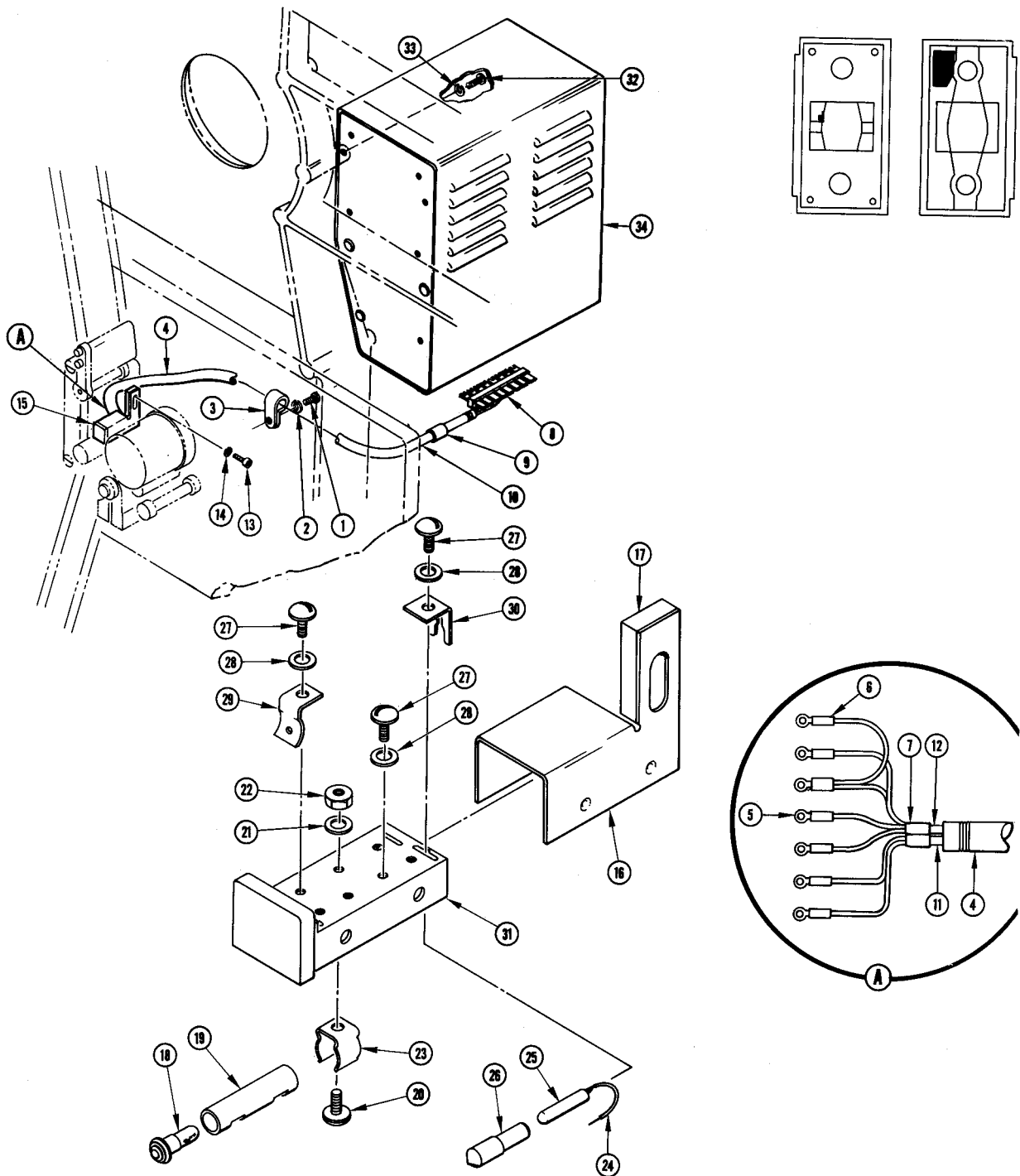


Figure 9-5
Photosense System (sheet 1 of 3)



FIG & INDEX NO.	AMPEX PART NO.	DESCRIPTION 1 2 3 4 5 6 7	QTY PER ASSY	USE ON CODE	EFFECTIVE	
					ON	THRU
9-5-		PHOTOSENSE SYSTEM				
	31 01082 10	Photosense Installation Kit, 1/2 in., w/open circuit driver (See Figure 9-2)	Ref	M		
	31 01080 10	Photosense Installation Kit, 1/2 in., w/relay (See Figure 9-2)	Ref	N		
	31 01079 10	Photosense Installation Kit, 1/2 in., w/relay and hold circuit (See Figure 9-2)	Ref	O		
	31 01083 10	Photosense Installation Kit, 1 in. (See Figure 9-2)	Ref	P		
	31 01081 10	Photosense Installation Kit, 1 in., w/relay and hold circuit (See Figure 9-2)	Ref	Q		
1	471-074	. Screw, machine, 6-32 NC-2A by 7/8 in., pan hd Phillips, stl cad plt (MS 35208-30)	1			
2	502-003	. Washer, #6 spring lock, stl cad plt (MS35338-41)	1			
3	302-037	. Clamp, cable, plastic (Commercial Plastic #742-5)	1			
4	31 01209 10	. Cable Assembly, photosense	1			
5	172-027	. . Lug, soldering, copper (Zierick #341)	7			
6	600-132	. . Tubing, nonmetallic, insulation (Rayclad Tubes #12)	A/R			
7	600-093	. . Tubing, nonmetallic, insulation (Rayclad Tubes #6)	A/R			
8	31 01443 10	. . Fanning Strip	1			
9	600-095	. . Tubing, nonmetallic, insulation (Rayclad #2)	A/R			
10	600-007	. . Tubing, nonmetallic, #2 black (MIL-I-631)	A/R			
11	31 00686 10	. . Cable, electrical, special purpose	1			
12	31 00687 10	. . Cable, electrical, special purpose	1			
13	470-061	. Screw, cap, 4-40 NC-3A by 3/8 in., hex sch, sst, passivated	2			
14	502-002	. Washer, #4 spring lock, stl cad plt (MS35338-40)	2			
15	31 01208 10	. Photosense Assembly, 1/2 in.	1	M,N, O		
	31 01207 10	. Photosense Assembly, 1 in.	1	P,Q		
16	31 01434 10	. . Cover, photosense	1	M,N, O		
	31 01433 10	. . Cover, photosense	1	P,Q		
17	31 01442 10	. . Spacer, photosense	1			
18	060-051	. . Lamp, 5 volt, .06 amp (Chicago Miniature #CM8-685)	2			

TM-2 Tape Transport

ILLUSTRATED PARTS BREAKDOWN

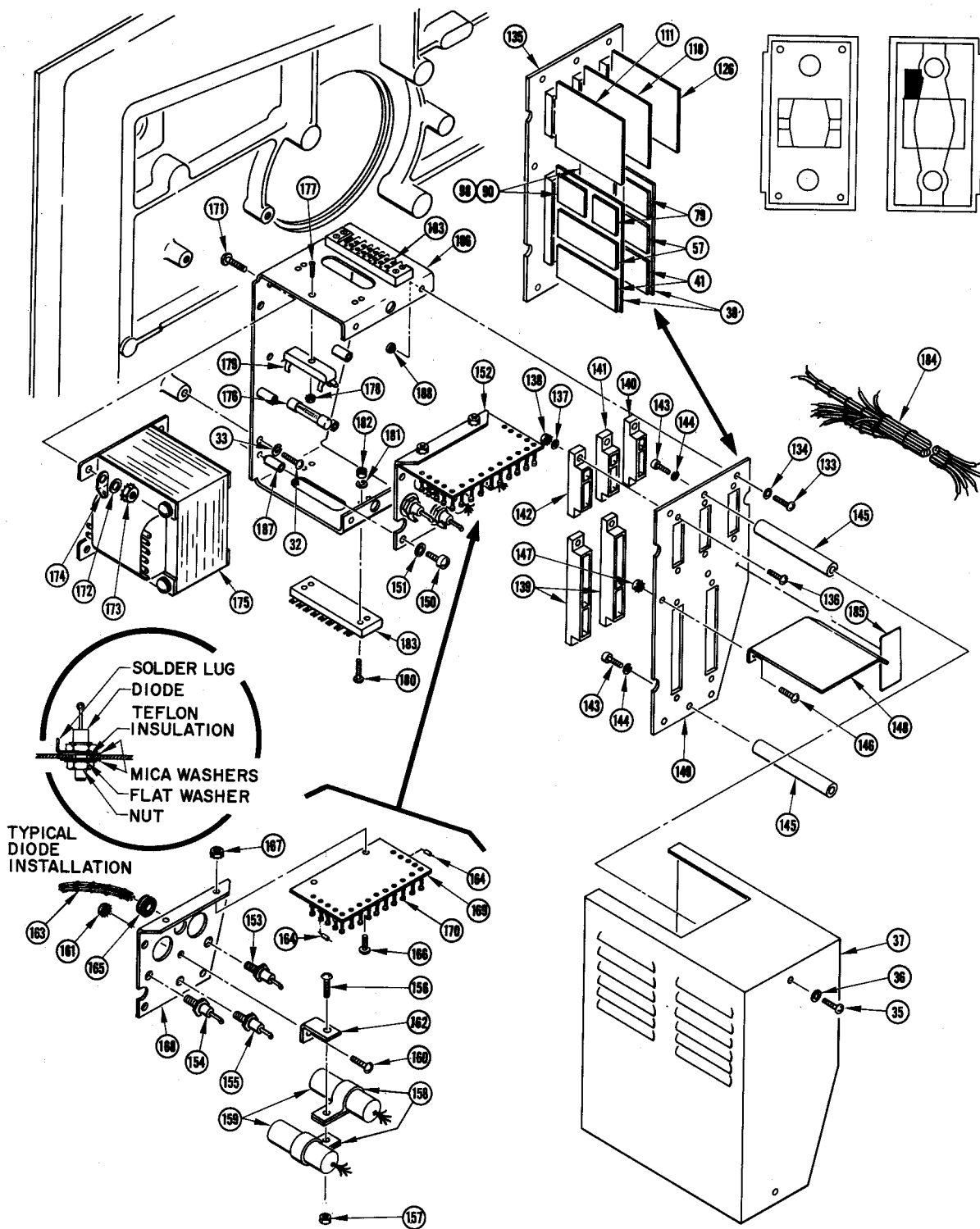


Figure 9-5
Photosense System (sheet 2 of 3)



FIG. & INDEX NO.	AMPEX PART NO.	DESCRIPTION 1 2 3 4 5 6 7	QTY. PER ASSY.	USE ON CODE	EFFECTIVE	
					ON	THRU
9-5-						
19	31 01441 10	. . Housing, lamp	1	M, N, O		
	31 01440 10	. . Housing, lamp	1	P, Q		
20	31 01034 10	. . Screw, special, brass	2	P, Q		
21	501-084	. . Washer, flat, 3/32 ID by 3/16 OD by .010 in. thk, brass	2			
22	492-001	. . Nut, plain hex, 2-56 NC-2B, brass cad plt	2			
23	435-044	. . Clip, cradle (Augat #6015-5)	1			
24	600-125	. . Tubing, nonmetallic (Birnbach #8014)	A/R			
25	31 00594 10	. . Cell, photo electric	2			
26	31 01435 10	. . Holder, cell	2			
27	471-875	. . Screw, machine, 2-56 NC-2A by 1/8 in., binder hd slotted, brass cad plt	6			
28	501-084	. . Washer, flat, 3/32 ID by 3/16 OD by .010 in. thk, brass	6			
29	31 01438 10	. . Holder, spring	2			
30	31 01439 10	. . Clip, spring	2			
31	31 01437 10	. . Housing, photosense	1	M, N, O		
	31 01436 10	. . Housing, photosense	1	P, Q		
32	471-078	. Screw, machine, 8-32 NC-2A by 3/8 in., pan hd Phillips, stl cad plt (MS35208-40)	3			
33	502-004	. Washer, #8 spring lock, stl cad plt (MS35338-42)	3			
34	31 01202 10	. Chassis Assembly, photosense	1	M		
	31 01201 10	. Chassis Assembly, photosense	1	N		
	31 01200 10	. Chassis Assembly, photosense	1	O, Q		
	31 01203 10	. Chassis Assembly, photosense	1	P		
35	471-078	. . Screw, machine, 8-32 NC-2A by 3/8 in., pan hd Phillips, stl cad plt (MS35208-40)	2			
36	502-026	. . Washer, #8 lock, int tooth, stl cad plt (MS35338-38)	2			
37	31 01429 10	. . Cover	1			
38	31 01431 10	. . Base Card Assembly	2	M		
	31 00588 10	. . Base Card Assembly	2	O, Q		

ILLUSTRATED PARTS BREAKDOWN

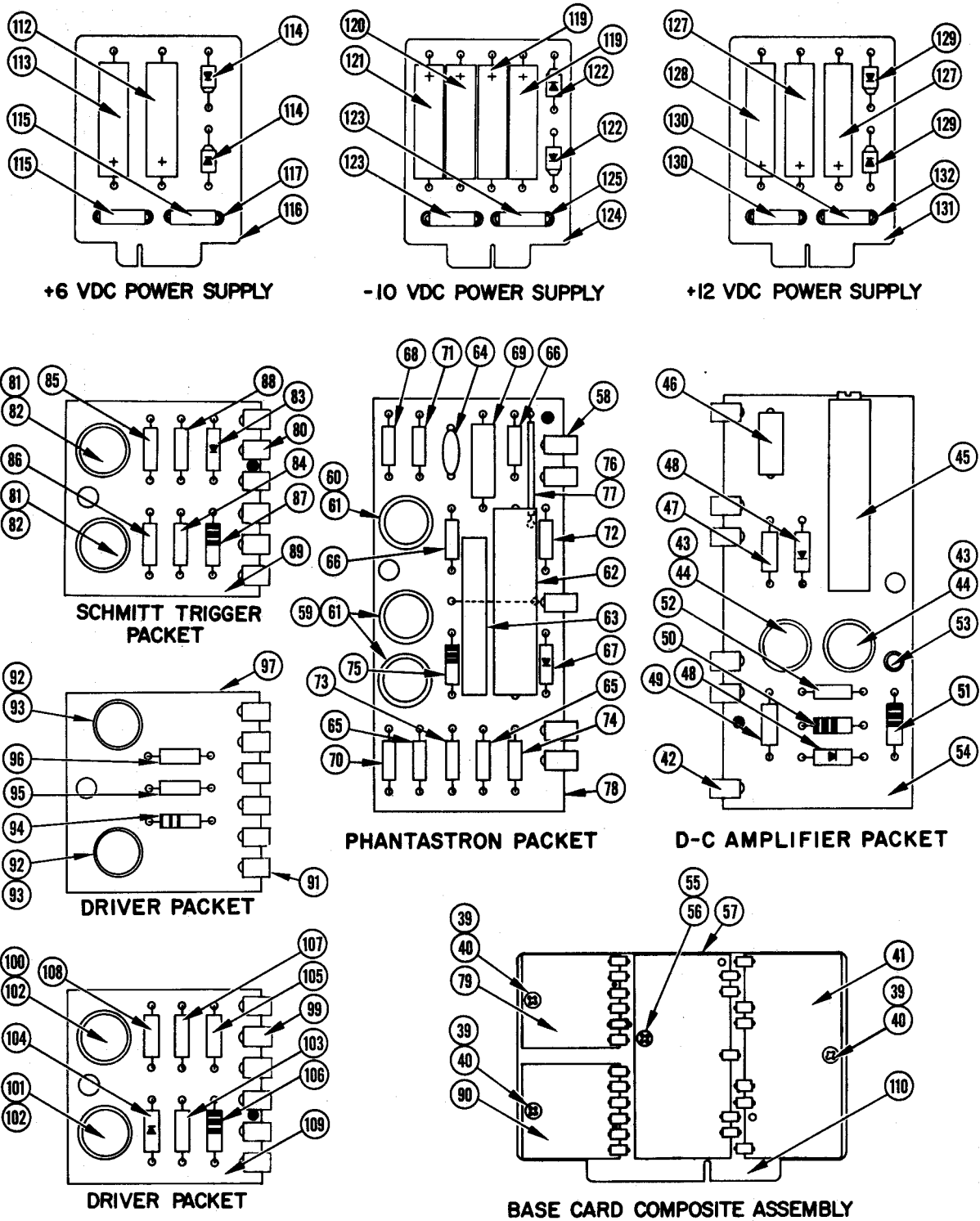


Figure 9-5
Photosense System (sheet 3 of 3)

FIG. & INDEX NO.	AMPEX PART NO.	DESCRIPTION 1 2 3 4 5 6 7	QTY. PER ASSY.	USE ON CODE	EFFECTIVE	
					ON	THRU
9-5-						
	31 00589 10	. . . Base Card Assembly	2	N, P		
39	471-059	. . . Screw, machine, 4-40 NC-2A by 3/16 in., pan hd Phillips, stl cad plt (MS35208-11)	3			
40	173-069	. . . Standoff, rivet type, 4-40 thd (CTC #1300-9)	3			
41	31 00507 10	. . . Packet Assembly, DC Amplifier	1			
42	31 00670 10 Strap, packet	6			
43	31 00671 10 Transistor, PNP, selected (Q1, Q2)	2			
44	280-030 Spacer, transistor (Milton Ross #10012)	2			
45	044-314 Resistor, variable, 500 k, 1/4 w, 10% (R4) (Allen-Bradley #RP504U)	1			
46	148-031 Jack, test point, yellow (TP1) (Ucinite #119437-H)	1			
47	041-406 Resistor, fixed, composition, 22 k, 1/4 w, 5% (R6) (MIL-R-11: RC07GF223J)	1			
48	013-021 Diode, silicon, 1N461 (CR1, CR2) (General Instrument, Hughes, Rheem)	2			
49	041-431 Resistor, fixed, composition, 150 k, 1/4 w, 5% (R5) (MIL-R-11: RC07GF154J)	1			
50	041-414 Resistor, fixed, composition, 2200 ohm, 1/4 w, 5% (R2) (MIL-R-11: RC07GF222J)	1			
51	041-496 Resistor, fixed, composition, 10 ohm, 1/4 w, 5% (R3) (Allen-Bradley #CB1005)	1			
52	041-511 Resistor, fixed, composition, 3900 ohm, 1/4 w, 5% (R1) (MIL-R-11: RC07GF392J)	1			
53	173-012 Lug, terminal (TP2) (Usecos #2010B)	1			
54	31 00669 10 Card, printed wiring	1			
55	471-059	. . . Screw, machine, 4-40 NC-2A by 3/16 in., pan hd Phillips, stl cad plt (MS35208-11)	1	O, Q		
56	173-069	. . . Standoff, rivet type, 4-40 thd (CTC #1300-9)	1	O, Q		
57	31 00577 10	. . . Packet Assembly, Phantastron	1	O, Q		
58	31 00670 10 Strap, packet	5	O, Q		
59	31 00671 10 Transistor, PNP, selected (Q2, Q3)	2	O, Q		
60	014-097 Transistor, germanium (Q1) (General Instrument #GT1795)	1	O, Q		
61	280-030 Spacer, transistor (Milton Ross #10012)	3	O, Q		

TM-2 Tape Transport

ILLUSTRATED PARTS BREAKDOWN

FIG. & INDEX NO.	AMPEX PART NO.	DESCRIPTION	QTY. PER ASSY.	USE ON CODE	EFFECTIVE	
					ON	THRU
9-5-						
62	033-038 Capacitor, metallized, 2 uf, 100 vdc, 5% (C3) (Electron #MI-205D)	1	O,Q		
63	033-039 Capacitor, metallized, 1 uf, 100 vdc, 5% (C2) (Electron #MI-105D)	1	O,Q		
64	030-051 Capacitor, ceramic, .005 uf, 50 vdc, (C1) (Sprague #40C172, Electra #8N502RL5)	1	O,Q		
65	013-021 Diode, silicon, 1N461 (CR1, CR4) (General Instrument, Hughes, Rheem)	2	O,Q		
66	013-151 Diode, germanium (CR2, CR3) (General Instrument #DR482)	2	O,Q		
67	013-132 Diode, germanium (CR5) (Hughes #1N96A)	1	O,Q		
68	041-519 Resistor, fixed, composition, 56 k, 1/4 w, 5% (R1) (MIL-R-11: RC07GF563J)	1	O,Q		
69	042-141 Resistor, fixed, film, 100 k, 1/2 w, 1% (R2) (MIL-R-10509: RN15X1003F)	1	O,Q		
70	041-413 Resistor, fixed, composition, 6800 ohm, 1/4 w, 5% (R3) (MIL-R-11: RC07GF682J)	1	O,Q		
71	041-409 Resistor, fixed, composition, 15 k, 1/4 w, 5% (R4) (MIL-R-11: RC07GF153J)	1	O,Q		
72	041-443 Resistor, fixed, composition, 39 k, 1/4 w, 5% (R5) (Allen-Bradley Type CB)	1	O,Q		
73	041-394 Resistor, fixed, composition, 100 k, 1/4 w, 5% (R6) (Allen-Bradley Type CB)	1	O,Q		
74	041-430 Resistor, fixed, composition, 1500 ohm, 1/4 w, 5% (R7) (MIL-R-11: RC07GF152J)	1	O,Q		
75	041-414 Resistor, fixed, composition, 2200 ohm, 1/4 w, 5% (R8) (MIL-R-11: RC07GF222J)	1	O,Q		
76	615-002 Wire, bare, solid, #22 copper, tinned (MIL-3861, Type S)	A/R	O,Q		
77	600-036 Tubing, nonmetallic, #20 Teflon, clear	A/R	O,Q		
78	31 00683 10 Card, printed wiring	1	O,Q		
79	31 00508 10 Packet Assembly, Schmitt Trigger	1			
80	31 00670 10 Strap, packet	6			
81	014-083 Transistor, germanium, NPN (Q1, Q2) (General Instrument #2N444A)	2			
82	280-030 Spacer, transistor (Milton Ross #10012)	2			
83	013-132 Diode, germanium (CR1) (Hughes #1N96A)	1			



FIG. & INDEX NO.	AMPEX PART NO.	DESCRIPTION 1 2 3 4 5 6 7	QTY. PER ASSY.	USE ON CODE	EFFECTIVE	
					ON	THRU
9-5-						
84	041-407 Resistor, fixed, composition, 3300 ohm, 1/4 w, 5% (R1) (MIL-R-11: RC07GF332J)	1			
85	041-520 Resistor, fixed, composition, 7500 ohm, 1/4 w, 5% (R2) (MIL-R-11: RC07GF752J)	1			
86	041-409 Resistor, fixed, composition, 15 k, 1/4 w, 5% (R3) (MIL-R-11: RC07GF153J)	1			
87	041-518 Resistor, fixed, composition, 33 k, 1/4 w, 5% (R4) (MIL-R-11: RC07GF333J)	1			
88	041-413 Resistor, fixed, composition, 6800 ohm, 1/4 w, 5% (R5) (MIL-R-11: RC07GF682J)	1			
89	31 00672 10 Card, printed wiring	1			
90	31 01712 10 Packet Assembly, Driver	1	M		
91	31 00670 10 Strap, packet	6	M		
92	014-097 Transistor, germanium, (Q1, Q2) (General Instrument #GT1795)	2	M		
93	280-030 Spacer, transistor (Milton Ross #10012)	2	M		
94	041-414 Resistor, fixed, composition, 2200 ohm, 1/4 w, 5% (R1) (MIL-R-11: RC07GF222J)	1	M		
95	041-427 Resistor, fixed, composition, 330 ohm, 1/4 w, 5% (R2) (MIL-R-11: RC07GF331J)	1	M		
96	041-407 Resistor, fixed, composition, 3300 ohm, 1/4 w, 5% (R3) (MIL-R-11: RC07GF332J)	1	M		
97	31 01819 10 Card, printed wiring	1	M		
98	31 00688 10 Packet Assembly, Driver	1	N, O, P, Q		
99	31 00670 10 Strap, packet	6	N, O, P, Q		
100	014-083 Transistor, germanium, NPN (Q1) (Hughes #2N444A)	1	N, O, P, Q		
101	014-097 Transistor, germanium (Q2) (General Instrument #GT1795)	1	N, O, P, Q		
102	280-030 Spacer, transistor (Milton Ross #10012)	2	N, O, P, Q		
103	013-152 Diode, germanium, stabistor (CR1) (Transitron #S320G)	1	N, O, P, Q		
104	013-153 Diode, germanium (CR2) (Hughes #1N192)	1	N, O, P, Q		

TM-2 Tape Transport

ILLUSTRATED PARTS BREAKDOWN

FIG. & INDEX NO.	AMPEX PART NO.	DESCRIPTION	QTY. PER ASSY.	USE ON CODE	EFFECTIVE	
					ON	THRU
9-5-						
105	041-407 Resistor, fixed, composition, 3300 ohm, 1/4 w, 5% (R1) (MIL-R-11: RC07GF332J)	1	N, O, P, Q		
106	041-410 Resistor, fixed, composition, 1000 ohm, 1/4 w, 5% (R2) (MIL-R-11: RC07GF102J)	1	N, O, P, Q		
107	041-408 Resistor, fixed, composition, 10 k, 1/4 w, 5% (R3) (MIL-R-11: RC07GF103J)	1	N, O, P, Q		
108	041-412 Resistor, fixed, composition, 4700 ohm, 1/4 w, 5% (R4) (MIL-R-11: RC07GF472J)	1	N, O, P, Q		
109	31 00711 10 Card, printed wiring	1	N, O, P, Q		
110	31 00578 10 Base Card	1			
111	31 00289 10 Card Assembly, power supply, +6 vdc	1			
112	031-186 Capacitor, electrolytic, 100 uf, 25 volt (C1) (Sprague #30D188A1)	1			
113	031-220 Capacitor, electrolytic, 250 uf, 12 volt (C2) (Sprague #30D157A1)	1			
114	013-197 Diode, silicon (CR1, CR2) (RCA #1N3193)	2			
115	043-469 Resistor, fixed, wirewound, 100 ohm, 3 w, 3% (R1, R2) (Dalohm #RLS-2B)	2			
116	31 00572 10 Card Assembly, terminal	1			
117	173-071 Lug, terminal, hollow, brass (Useco #1390B-200)	4			
118	31 00288 10 Card Assembly, power supply, -10 vdc	1			
119	031-187 Capacitor, electrolytic, 50 uf, 50 volt (C1, C2) (Sprague #30D200A1)	2			
120	031-186 Capacitor, electrolytic, 100 uf, 25 volt (C3) (Sprague #30D188A1)	1			
121	031-220 Capacitor, electrolytic, 250 uf, 12 volt (C4) (Sprague #30D157A1)	1			
122	013-197 Diode, silicon (CR1, CR2) (RCA #1N3193)	2			
123	043-449 Resistor, fixed, wirewound, 270 ohm, 3 w, 3% (R1, R2) (Dalohm #RLS-2B)	2			
124	31 00571 10 Card Assembly, terminal	1			
125	173-071 Lug, terminal, hollow, brass (Useco #1390B-200)	4			
126	31 00287 10 Card Assembly, power supply, +12 vdc	1			



FIG. & INDEX NO.	AMPEX PART NO.	DESCRIPTION 1 2 3 4 5 6 7	QTY. PER ASSY.	USE ON CODE	EFFECTIVE	
					ON	THRU
9-5-						
127	031-187	. . . Capacitor, electrolytic, 50 uf, 50 volt (C1, C2) (Sprague #30D200A1)	2			
128	031-247	. . . Capacitor, electrolytic, 200 uf, 15 volt (C3) (Sprague #30D174A1)	1			
129	013-197	. . . Diode, silicon (CR1, CR2) (RCA #1N3193)	2			
130	043-450	. . . Resistor, fixed, wirewound, 470 ohm, 3 w, 3% (R1, R2) (Dalohm #RLS-2B)	2			
131	31 00570 10	. . . Card Assembly, terminal	1			
132	173-071 Lug, terminal, hollow, brass (Useco #1390B-200)	4			
133	471-060	. . Screw, machine, 4-40 NC-2A by 1/4 in., pan hd Phillips, stl cad plt (MS35208-12)	4			
134	502-024	. . Washer, #4 lock, int tooth, stl cad plt (MS35333-36)	4			
135	31 01427 10	. . Connector Plate Assembly	1	M		
	31 01428 10	. . Connector Plate Assembly	1	N, O, P, Q		
136	471-063	. . . Screw, machine, 4-40 NC-2A by 7/16 in., pan hd Phillips, stl cad plt (MS35208-15)	10			
137	501-008	. . . Washer, #4 flat, stl cad plt (MS15795-204)	10			
138	496-004	. . . Nut, keps, 4-40 NC-2B, ext washer, stl cad plt (Shakeproof)	10			
139	168-019	. . . Connector, printed circuit board (J1, J2) (Continental Connector Corp #600-110A-546-F6)	2			
140	168-017	. . . Connector, printed circuit board (J3) (Continental Connector Corp #600-110A-900-C3)	1			
141	168-018	. . . Connector, printed circuit board (J4) (Continental Connector Corp #600-110A-900-D4)	1			
142	168-016	. . . Connector, printed circuit board (J5) (Continental Connector Corp #600-110A-900-B2)	1			
143	470-027	. . . Screw, cap, 8-32 NC-2A by 3/8 in., hex sch, stl cad plt (MS35457-14)	2			
144	502-004	. . . Washer, #8 spring lock, stl cad plt (MS35338-42)	2			
145	31 01708 10	. . . Spacer, sleeve	2			
146	471-060	. . . Screw, machine, 4-40 NC-2A by 1/4 in., pan hd Phillips, stl cad plt (MS35208-12)	2			

TM-2 Tape Transport

ILLUSTRATED PARTS BREAKDOWN

FIG. 8 INDEX NO.	AMPEX PART NO.	DESCRIPTION 1 2 3 4 5 6 7	QTY. PER ASSY.	USE ON CODE	EFFECTIVE	
					ON	THRU
9-5-						
147	496-004	. . . Nut, keps, 4-40 NC-2B, ext washer, stl cad plt (Shakeproof)	2			
148	31 01707 10	. . . Deflector, air	1			
149	31 01706 10	. . . Connector Plate	1			
150	471-067	. . Screw, machine, 6-32 NC-2A by 1/4 in., pan hd Phillips, stl cad plt (MS35208-23)	4			
151	502-025	. . Washer, #6 lock, int tooth, stl cad plt (MS35333-37)	4			
152	31 01426 10	. . Diode Bracket Assembly	1	M, P		
	31.01425 10	. . Diode Bracket Assembly	1	N, O, Q		
153	013-145	. . . Diode, zener, 10 volt, 3 w, ±2.5%, w/mounting hardware (CR1) (IRC #3Z10, V25)	1			
154	013-146	. . . Diode, zener, 12 volt, 3 w, ±5%, w/mounting hardware (CR2) (IRC #3Z12, T5)	1			
155	013-156	. . . Diode, zener, 6 volt, 3 w, ±0.1%, w/mounting hardware (CR3) (IRC #3Z6, V01)	1			
156	471-081	. . . Screw, machine, 8-32 NC-2A by 5/8 in., pan hd Phillips, stl cad plt (MS35208-43)	1	N, O, Q		
157	492-010	. . . Nut, plain hex, 8-32 NC-2B, stl cad plt (MS35649-82)	1	N, O, Q		
158	302-013	. . . Clamp, cable, plastic, 5/8 in. ID (Commercial Plastics)	2	N, O, Q		
159	31 00299 10	. . . Relay, millisecond (K1, K2)	2	N, O, Q		
160	471-078	. . . Screw, machine, 8-32 NC-2A by 3/8 in., pan hd Phillips, stl cad plt (MS35208-40)	1	N, O, Q		
161	496-001	. . . Nut, keps, 8-32 NC-2B, ext washer, stl cad plt (Shakeproof)	1	N, O, Q		
162	31 01705 10	. . . Bracket, relay	1	N, O, Q		
163	31 01704 10	. . . Wiring harness	1	N, O, Q		
164	013-132	. . . Diode, germanium (CR4, CR5) (Hughes #1N96A)	2	N, O, Q		
165	260-005	. . . Grommet, neoprene (Rubbercraft #6)	1			
166	471-068	. . . Screw, machine, 6-32 NC-2A by 5/16 in., pan hd Phillips, stl cad plt (MS35208-24)	2			



FIG. & INDEX NO.	AMPEX PART NO.	DESCRIPTION	QTY. PER ASSY	USE ON CODE	EFFECTIVE	
					ON	THRU
9-5-		1 2 3 4 5 6 7				
167	496-002	. . . Nut, keps, 6-32 NC-2B, ext washer, stl cad plt (Shakeproof)	2			
168	31 01702 10	. . . Bracket, diode	1			
169	31 01703 10	. . . Terminal Board Assembly (TB1)	1			
170	173-024 Lug, terminal (Useco #1280B)	18			
171	471-078	. . Screw, machine, 8-32 NC-2A by 3/8 in., pan hd Phillips, stl cad plt (MS35208-40)	4			
172	501-010	. . Washer, #8 flat, stl cad plt (MS15795-207)	4			
173	496-006	. . Nut, keps, 8-32 NC-2B, ext tooth, stl cad plt (Shakeproof)	4			
174	172-001	. . Lug, soldering, #8 lock type (Shakeproof #2104-08-00)	1			
175	31 00291 10	. . Transformer, power (T1)	1			
176	070-005	. . Fuse, cartridge, 1/4 amp, slow blow (F1) (Littlefuse #313, 250)	1			
177	471-327	. . Screw, machine, 4-40 NC-2A by 5/16 in., 82° flat hd Phillips, stl cad plt (MS35192-13)	1			
178	496-004	. . Nut, keps, 4-40 NC-2B, ext washer, stl cad plt (Shakeproof)	1			
179	130-004	. . Fuse Holder (Littlefuse #357001)	1			
180	471-005	. . Screw, machine, 2-56 NC-2A by 3/8 in., pan hd slotted, brass cad plt (MS35229-5)	12			
181	502-001	. . Washer, #2 spring lock, stl cad plt (MS35338-39)	12			
182	492-001	. . Nut, plain hex, 2-56 NC-2B, brass cad plt	12			
183	180-116	. . Terminal Strip, phenolic, 8 terminal (TB2, TB3, TB4) (Kulka #410-3/4ST-8MFE)	3			
184	31 01430 10	. . Wiring Harness, branched	1			
185	31 00249 10	. . Identification Plate	1			
186	31 01424 10	. . Base Assembly, chassis	1			
187	280-019	. . . Spacer, 6-32 thd, brass cad plt (CTC #1246BX1/2)	4			
188	494-016	. . . Nut, clinch, 4-40 NC-2B, stl cad plt (Penn Engg Co #CL-440-2)	4			

ILLUSTRATED PARTS BREAKDOWN

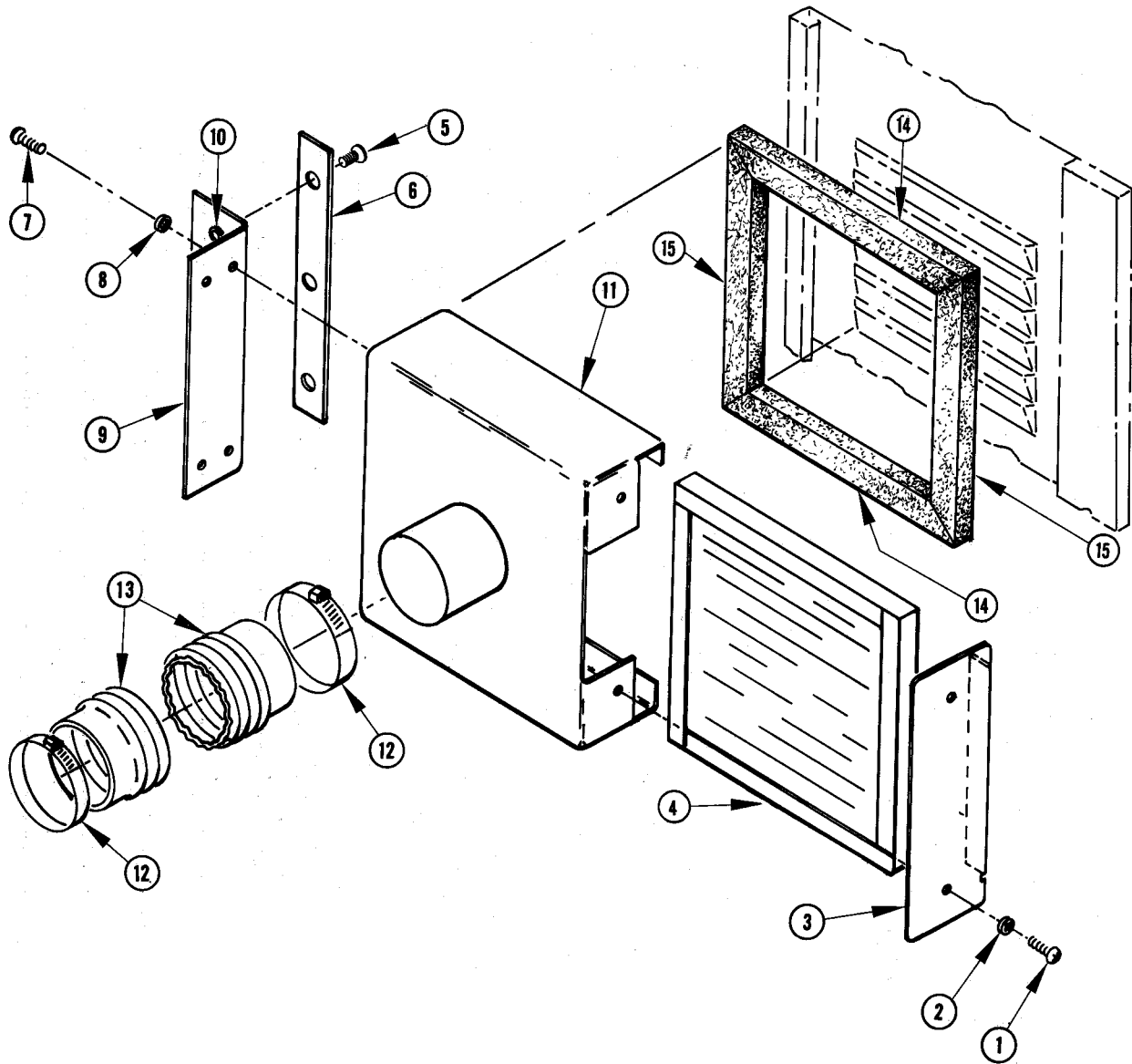


Figure 9-6
Positive Pressure Filter Assembly



AMPEX COMPUTER PRODUCTS COMPANY

FIG. & INDEX NO.	AMPEX PART NO.	DESCRIPTION 1 2 3 4 5 6 7	QTY. PER ASSY.	USE ON CODE	EFFECTIVE	
					ON	THRU
9-6-		POSITIVE PRESSURE FILTER ASSEMBLY				
	31 01085 10	Filter Assembly (See Figure 9-2)	Ref			
1	471-068	. Screw, machine, 6-32 NF-2A by 5/16 in., pan hd Phillips, stl cad plt (MS35208-24)	2			
2	502-025	. Washer, #6 lock, int tooth, stl cad plt (MS35333-37)	2			
3	31 01215 10	. Cover	1			
4	370-018	. Filter (Air Maze #P61A)	1			
5	471-345	. Screw, machine, 8-32 NC-2A by 3/8 in., 82° flat hd, stl cad plt (MS35192-40)	3			
6	31 01216 10	. Spacer	1			
7	471-086	. Screw, machine, 10-32 NF-2A by 5/16 in., pan hd Phillips, stl cad plt (MS35209-52)	4			
8	502-005	. Washer, #10 spring lock, stl cad plt (MS35338-43)	4			
9	31 01211 10	. Bracket Assembly	1			
10	490-010	. . Nut, anchor, 8-32 NC-2B (Penn Engg. #WN832)	3			
11	31 01214 10	. Housing, filter, weldment	1			
12	300-050	. Clamp, hose (Cenco #12178 size 4)	2			
13	600-134	. Tubing, nonmetallic, 2-1/2 in. ID by 18 in. with 3/4 in. cuffs (Flexible Tubing Corp #FT-3856)	1			
14	31 01212 10	. Gasket, filter	2			
15	31 01213 10	. Gasket, filter	2			

ILLUSTRATED PARTS BREAKDOWN

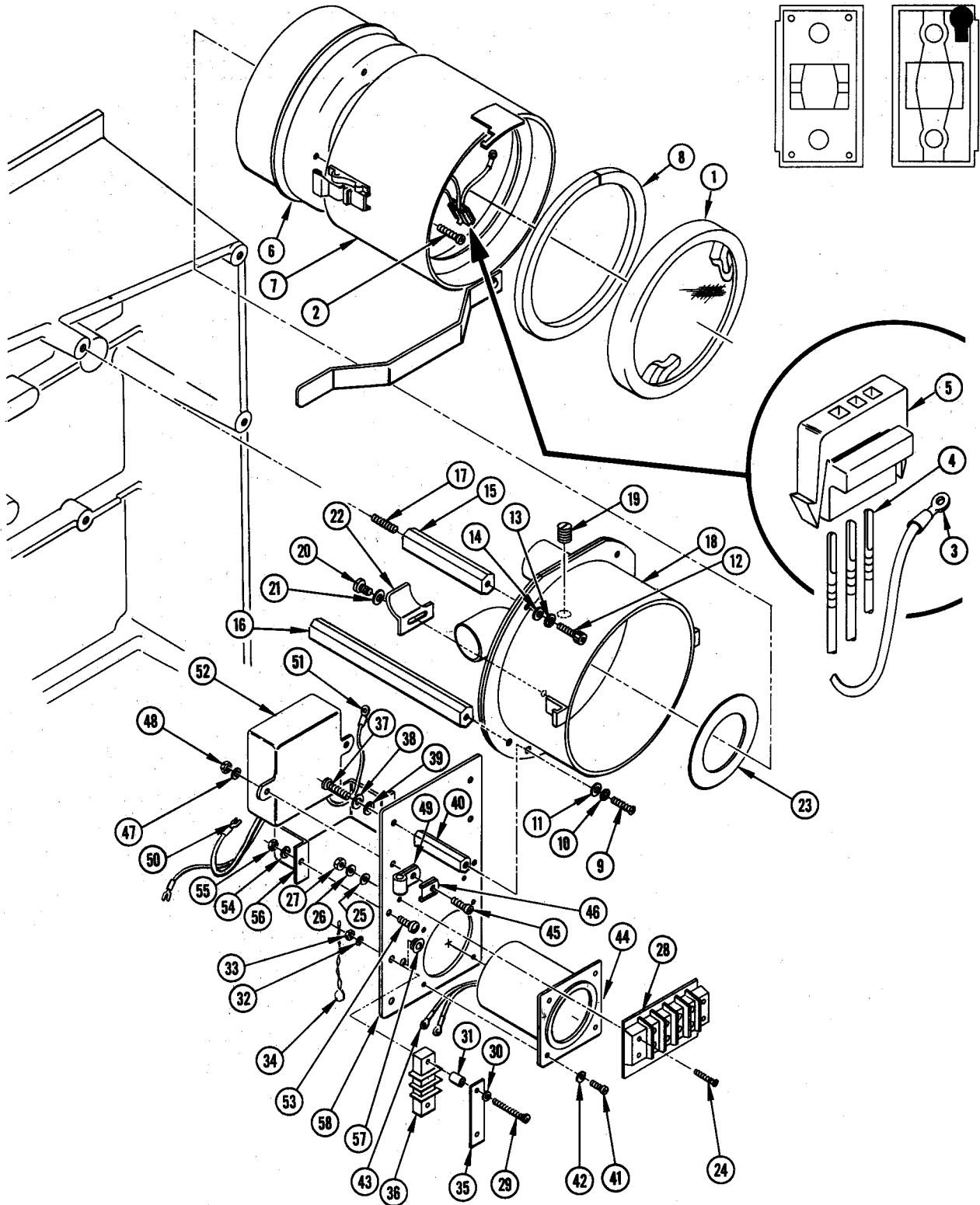


Figure 9-7
Vacuum Blower and Elapsed Time Meter



FIG. & INDEX NO.	AMPEX PART NO.	DESCRIPTION 1 2 3 4 5 6 7	QTY. PER ASSY	USE ON CODE	EFFECTIVE	
					ON	THRU
9-7-		VACUUM BLOWER AND ELAPSED TIME METER				
	31 01105 10	Transport Assembly (See Figure 9-2)	Ref	A		
	31 01097 10	Transport Assembly (See Figure 9-2)	Ref	B		
	31 01107 10	Transport Assembly (See Figure 9-2)	Ref	C		
	31 01106 10	Transport Assembly (See Figure 9-2)	Ref	D		
	31 01248 10	. Vacuum Blower Assembly	1			
1	31 01533 10	. . Filter, vacuum blower	1			
2	471-087	. . Screw, machine, 10-32 NF-2B by 3/8 in., pan hd Phillips, stl cad plt (MS35209-53)	2			
3	171-069	. . Connector, solderless, ring tongue, #10 (AMP #34146)	1			
4	169-019	. . Connector, contact pin (AMP #42641-1)	3			
5	169-049	. . Connector, chassis plug, 3 pin (AMP #480177-1)	1			
6	31 01534 10	. . Motor, vacuum	1			
7	31 00747 10	. . Housing Assembly, vacuum motor	1			
8	296-116	. . . Gasket, foam rubber, 1/2 by 3/4 by 19 in. (Bracamonte)	1			
9	471-071	. Screw, machine, 6-32 NC-2A by 1/2 in., pan hd Phillips, stl cad plt (MS35208-28)	2			
10	502-003	. Washer, #6 spring lock, stl cad plt (MS35338-41)	2			
11	501-009	. Washer, #6 flat, stl cad plt (MS15795-206)	2			
12	470-039	. Screw, cap, 10-32 NF-3A by 5/8 in., hex sch, stl cad plt (MS35458-12)	4			
13	502-005	. Washer, #10 spring lock, stl cad plt (MS35338-43)	4			
14	501-011	. Washer, #10 flat, stl cad plt (MS15795-208)	4			
15	31 01284 10	. Standoff	3			
16	31 01285 10	. Standoff	1			
17	477-177	. Screw, set, headless, 10-32 by 7/8 in., hex soc, cup point, stl cad plt (Allen)	4			
18	31 01247 10	. Base Assembly, vacuum blower	1			
19	440-092	. . Plug, slotted hd, brass, 1/8 in. pipe thd (Imperial Brass #117B)	1			
20	471-558	. . Screw, machine, 4-40 NC-2A by 3/16 in., slotted binder hd, stl cad plt	1			

TM-2 Tape Transport

ILLUSTRATED PARTS BREAKDOWN

FIG. & INDEX NO.	AMPEX PART NO.	DESCRIPTION	QTY. PER ASSY.	USE ON CODE	EFFECTIVE	
					ON	THRU
9-7-		1 2 3 4 5 6 7				
21	501-008	. . Washer, #4 flat, stl cad plt (MS15795-204)	1			
22	31 01532 10	. . Cover, bleeder	1			
23	31 01500 10	. . Gasket	1			
24	471-072	. Screw, machine, 6-32 NC-2A by 5/8 in., pan hd Phillips, stl cad plt (MS35208-28)	4			
25	501-009	. Washer, #6 flat, stl cad plt (MS15795-206)	4			
26	502-003	. Washer, #6 spring lock, stl cad plt (MS35338-41)	4			
27	492-009	. Nut, plain hex, 6-32 NC-2B, stl cad plt (MS35649-22)	4			
28	180-119	. Terminal strip, barrier, 4 terminal, w/marker strip (TB709) (Kulka #600-3/4ST-4) (See Figure 9-17)	Ref			
29	31 01306 10	. Screw, machine special	2			
30	501-009	. Washer, #6 flat, stl cad plt (MS15795-206)	2			
31	280-003	. Spacer, #6,brass cad plt (H.H. Smith #2100)	2			
32	502-003	. Washer, #6 spring lock, stl cad plt (MS35338-41)	2			
33	492-009	. Nut, plain hex, 6-32 NC-2B, stl cad plt (MS35649-62)	2			
34	650-147	. Seal, lead w/copper wire (Patrick & Co. #122)	1			
35	31 01307 10	. Cover, terminal	1			
36	180-124	. Terminal Strip, barrier, single screw terminal (TB710) (Kulka #599-2)	1			
	31 01300 10	. Plate Assembly, mounting	1	A, B		
	31 01311 10	. Plate Assembly, mounting	1	C, D		
37	471-071	. . Screw, machine, 6-32 NC-2A by 5/8 in., pan hd Phillips, stl cad plt (MS35208-28)	2			
38	502-003	. . Washer, #6 spring lock, stl cad plt (MS35338-41)	2			
39	501-009	. . Washer, #6 flat, stl cad plt (MS15795-206)	2			
40	31 01619 10	. . Standoff	2			
41	471-062	. . Screw, machine, 4-40 NC-2A by 3/8 in., pan hd Phillips, stl cad plt (MS35208-14)	4			
42	502-002	. . Washer, #4 spring lock, stl cad plt (MS35338-40)	4			
43	171-010	. . Connector, solderless, #5, ring tongue (AMP)	2			
44	090-024	. . Meter, elapsed time, 60 cps (B707) (Haydon #ED71)	1	A, B		



AMPEX COMPUTER PRODUCTS COMPANY

FIG. & INDEX NO.	AMPEX PART NO.	DESCRIPTION 1 2 3 4 5 6 7	QTY. PER ASSY.	USE ON CODE	EFFECTIVE	
					ON	THRU
9-7-						
	090-031	. . Meter, elapsed time, 50 cps (B707) (Haydon #ED71)	1	C, D		
45	471-071	. . Screw, machine, 6-32 NC-2A by 1/2 in., pan hd Phillips, stl cad plt (MS35208-27)	2			
46	506-013	. . Washer, #6, stl cad plt (Weckesser #D-140)	2			
47	502-003	. . Washer, #6 spring lock, stl cad plt (MS35338-41)	2			
48	492-009	. . Nut, plain hex, 6-32 NC-2B, stl cad plt (MS35649-62)	2			
49	302-037	. . Clamp, cable, plastic, 5/16 in. ID (Commercial Plastic #742-5)	2			
50	171-001	. . Connector, solderless, #6, slotted tongue (AMP #34541)	2			
51	172-003	. . Lug, soldering, #6, int tooth (Shakeproof #2104-06)	1			
52	036-055	. . Capacitor, paper, dual bathtub type, .5 uf, 600 vdc (Sprague #BP-2506)	1			
53	471-069	. . Screw, machine, 6-32 NC-2A by 3/8 in., pan hd Phillips, stl cad plt (MS35208-25)	2			
54	502-003	. . Washer, #6 spring lock, stl cad plt (MS35338-41)	2			
55	492-009	. . Nut, plain hex, 6-32 NC-2B by 5/8 in., stl cad plt (MS35649-62)	2			
56	31 01620 10	. . Shield	1			
57	260-032	. . Grommet, elastic (Accurate Sales #GS3181)	1			
58	31 01618 10	. . Plate, mounting	1			

ILLUSTRATED PARTS BREAKDOWN

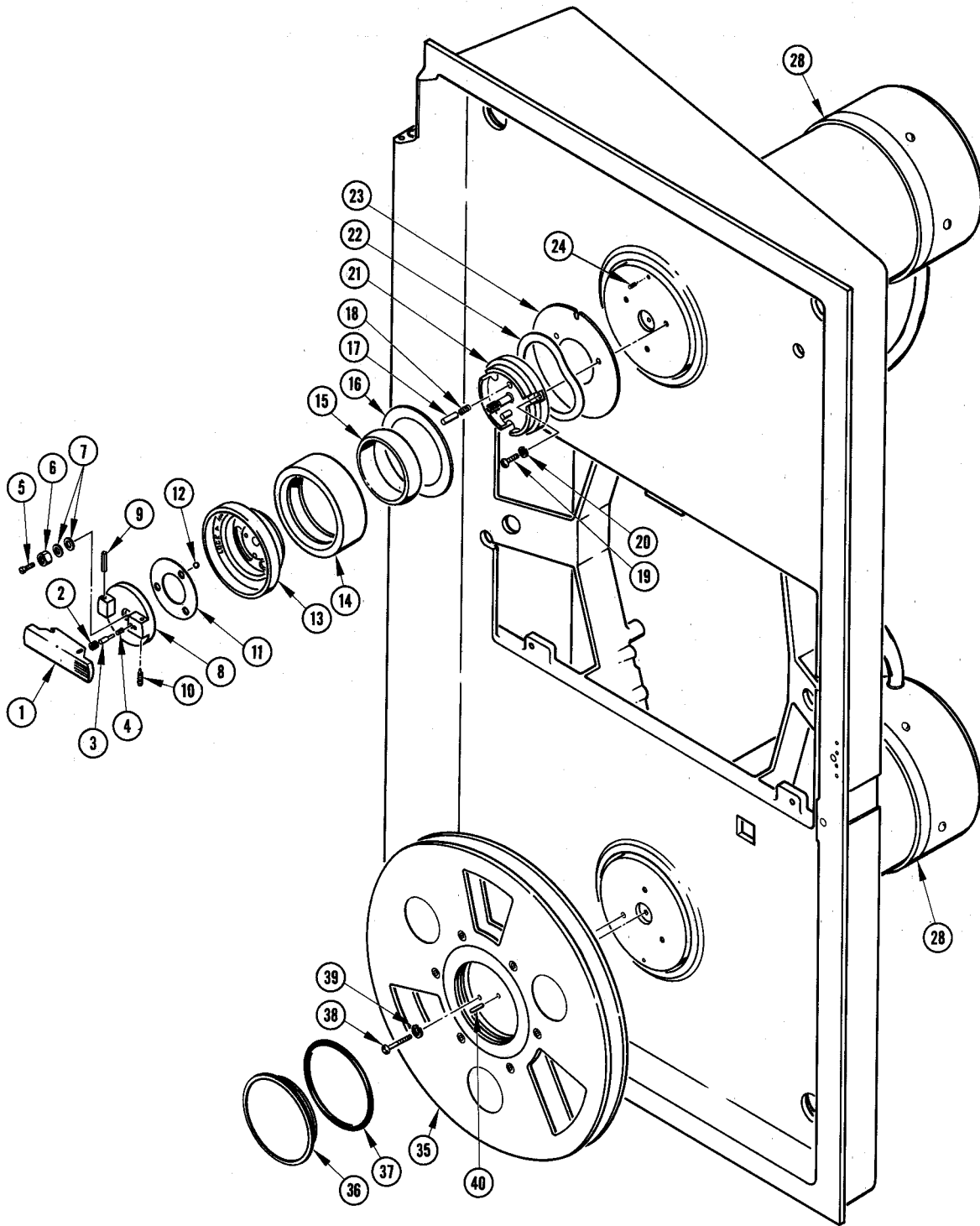


Figure 9-8
Supply Reel, Take-Up Reel, and Reel Motors (sheet 1 of 2)



AMPEX COMPUTER PRODUCTS COMPANY

FIG. & INDEX NO.	AMPEX PART NO.	DESCRIPTION 1 2 3 4 5 6 7	QTY. PER ASSY.	USE ON CODE	EFFECTIVE	
					ON	THRU
9-8-		SUPPLY REEL, TAKE-UP REEL AND REEL MOTORS				
	31 01105 10	Transport Assembly (See Figure 9-2)	Ref	A		
	31 01097 10	Transport Assembly (See Figure 9-2)	Ref	B		
	31 01107 10	Transport Assembly (See Figure 9-2)	Ref	C		
	31 01106 10	Transport Assembly (See Figure 9-2)	Ref	D		
	31 01242 10	. Retainer Assembly, reel	1			
1	31 01462 10	. . Handle, reel retainer	1			
2	31 01477 10	. . Spring, helical	1			
3	31 01463 10	. . Pin, straight, headed	1			
4	31 01468 10	. . Spring, helical	1			
5	31 01476 10	. . Screw, cap	1			
6	31 01474 10	. . Nut, plain	1			
7	31 01475 10	. . Washer, thrust	2			
8	31 01471 10	. . Retainer, reel	1			
9	406-024	. . . Pin, roll (Esna #79-012-062-0625)	1			
10	474-044	. . . Pin (Vlier #S48A)	1			
11	31 01464 10	. . Retainer, ball	1			
12	420-020	. . Bearing, ball, .250 dia (Hartford Ball Co. Grade I 440C)	3			
13	31 01461 10	. . Cup, reel retainer cam	1			
14	31 01473 10	. . Tire, reel retainer	1			
15	31 01466 10	. . Ring, reel retainer	1			
16	31 01465 10	. . Washer, flat	1			
17	31 01467 10	. . Pin, straight, headless	1			
18	31 01469 10	. . Spring, helical	1			
19	471-089	. . Screw, machine, 10-32 NF-3A by 1/2 in., pan hd Phillips, stl cad plt (MS35209-55)	3			
20	502-005	. . Washer, #10 spring lock, stl cad plt (MS35338-43)	3			
21	31 01472 10	. . Reel Retainer	1			
22	31 01470 10	. . Washer, spring, compression	1			

ILLUSTRATED PARTS BREAKDOWN

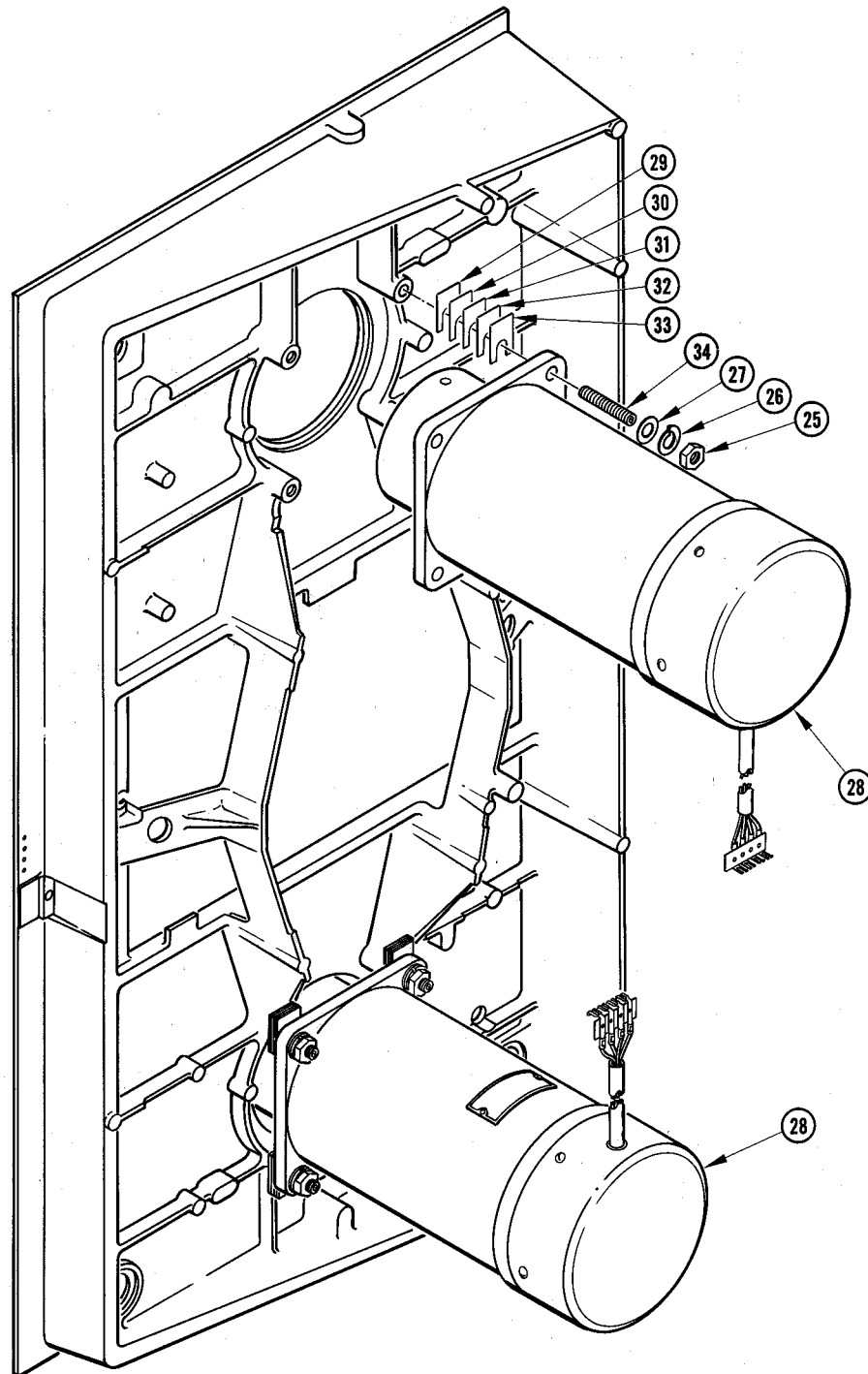


Figure 9-8
Supply Reel, Take-Up Reel, and Reel Motors (sheet 2 of 2)



FIG. & INDEX NO.	AMPEX PART NO.	DESCRIPTION 1 2 3 4 5 6 7	QTY. PER ASSY	USE ON CODE	EFFECTIVE	
					ON	THRU
9-8-						
23	31 01478 10	. . Spacer, disk	1			
24	474-044	. Pin (Vlier #S48A)	1			
25	492-058	. Nut, plain hex, 5/16-18 NC-2B, stl cad plt	8			
26	502-066	. Washer, 5/16 spring lock, stl cad plt (MS35338-83)	8			
27	501-030	. Washer, 5/16 flat, stl cad plt (AN960-516)	8			
28	31 01268 10	. Motor Assembly, reel	2			
29	31 00212 10	. Shim, .0015 in. thk, brass	A/R			
30	31 00213 10	. Shim, .003 in. thk, brass	A/R			
31	31 00214 10	. Shim, .005 in. thk, brass	A/R			
32	31 00215 10	. Shim, .010 in. thk, brass	A/R			
33	31 01312 10	. Shim, .020 in. thk, brass	A/R			
34	477-173	. Screw, set, headless, 5/16-18 NC-3A by 1-3/4 in., hex soc, stl cad plt (Allen)	8			
35	31 01240 10	. Reel Assembly, fixed	1	B,D		
	31 01241 10	. Reel Assembly, fixed	1	A,C		
36	31 00792 10	. . Cap	1			
37	432-043	. . O Ring (MS29513-139)	1			
38	471-093	. . Screw, machine, 10-32 NF-2A by 1 in., pan hd Phillips, stl cad plt (MS35209-59)	3			
39	502-005	. . Washer, #10 spring lock, stl cad plt (MS35338-43)	3			
40	402-011	. . Pin, dowel, .1250 dia, by .50 in., sst	1			

TM-2 Tape Transport

ILLUSTRATED PARTS BREAKDOWN

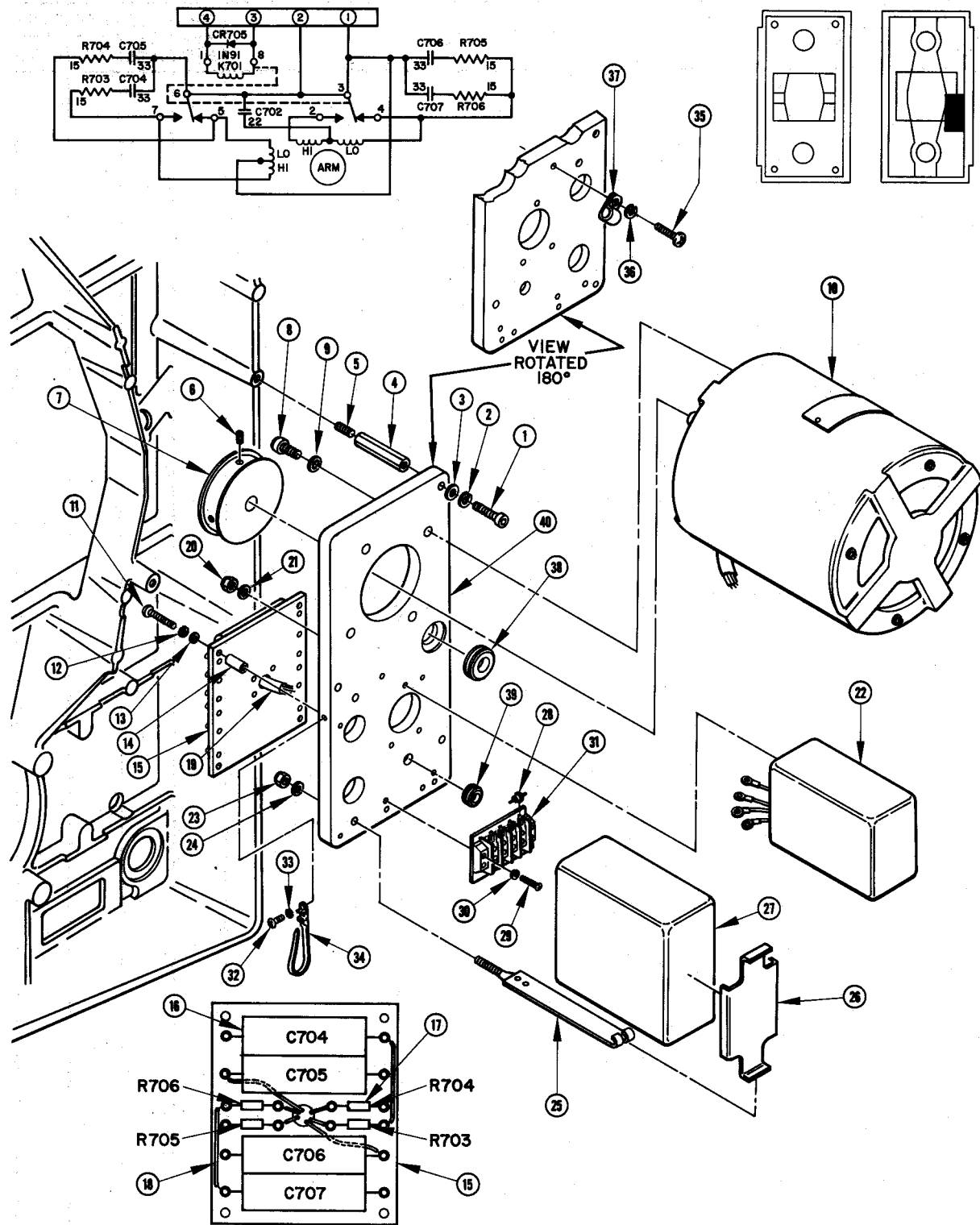


Figure 9-9
Capstan Drive Motor Assembly



AMPEX COMPUTER PRODUCTS COMPANY

FIG. & INDEX NO.	AMPEX PART NO.	DESCRIPTION 1 2 3 4 5 6 7	QTY. PER ASSY.	USE ON CODE	EFFECTIVE	
					ON	THRU
9-9-		CAPSTAN DRIVE MOTOR ASSEMBLY				
	31 01105 10	Transport Assembly (See Figure 9-2)	Ref	A		
	31 01097 10	Transport Assembly (See Figure 9-2)	Ref	B		
	31 01107 10	Transport Assembly (See Figure 9-2)	Ref	C		
	31 01106 10	Transport Assembly (See Figure 9-2)	Ref	D		
1	470-041	. Screw, cap, 10-32 NF-3A by 7/8 in., hex sch, stl cad plt (MS35458-14)	3			
2	502-005	. Washer, #10 spring lock, stl cad plt (MS35338-40)	3			
3	501-011	. Washer, #10 flat, stl cad plt (MS15795-207)	3			
4	31 01283 10	. Standoff	3			
5	477-177	. Screw, set, headless, 10-32 by 7/8 in., hex soc, cup point, stl cad plt (Allen)	3			
	31 01253 10	. Drive Motor Assembly, capstan	1	A, B		
	31 01254 10	. Drive Motor Assembly, capstan	1	C, D		
6	477-119	. . Screw, set, headless, 10-32 NF-2A by 1/4 in., hex soc, cup point, sst w/nylon insert (Nylock)	2			
7	31 01540 10	. . Pulley	1	A, B		
	31 01541 10	. . Pulley	1	C, D		
8	470-045	. . Screw, cap, 1/4-20 UNC-3A by 1/2 in., hex sch, stl cad plt (MS35457-33)	4			
9	502-028	. . Washer, lock, 1/4 in., int tooth, stl cad plt (MS35333-35)	4			
10	31 01544 10	. . Motor, capstan drive, ac, 1800/3600 rpm, 60 cps	1	A, B		
	31 01545 10	. . Motor, capstan drive, ac, 1500/3000 rpm, 50 cps	1	C, D		
11	471-074	. . Screw, machine, 6-32 NC-2A by 7/8 in., pan hd Phillips, stl cad plt (MS35208-30)	4			
12	502-003	. . Washer, #6 spring lock, stl cad plt (MS35338-41)	4			
13	501-009	. . Washer, #6 flat, stl cad plt (MS15795-206)	4			
14	280-009	. . Spacer; brass, cad plt (H.H. Smith #2102) (Birnbach #1127)	4			
15	31 01542 10	. . Board Assembly, component	1			
16	035-346	. . . Capacitor, tubular, .33 uf, 400 vdc (C704, C705, C706, C707) (Mallory #GEM4033)	4			
17	041-356	. . . Resistor, 15 ohm, 1/2 watt, 10% (R703, R704, R705, R706)	4			

TM-2 Tape Transport

ILLUSTRATED PARTS BREAKDOWN

FIG. & INDEX NO.	AMPEX PART NO.	DESCRIPTION	QTY. PER ASSY.	USE ON CODE	EFFECTIVE	
					ON	THRU
9-9-						
18	600-024	. . . Tubing, insulation, electrical, #20, black (MIL-I-631)	A/R			
19	600-009	. . . Tubing, insulation, electrical, #4, black (MIL-I-631)	A/R			
20	493-002	. . Nut, self-locking, hex, 6-32 NC-2B, brass cad plt w/nylon insert (Esna Type NM)	3			
21	501-009	. . Washer, lock, 1/4 in., int tooth, stl cad plt (MS35333-35)	3			
22	020-113	. . Relay, coil, 24 vdc, 5 amp, 135 vac, 60 cps (K701) (Comar Type A)	1			
23	493-004	. . Nut, self-locking, hex, 10-32 NF-2B, brass cad plt w/nylon insert (Esna Type NM)	2			
24	501-011	. . Washer, #10 flat, stl cad plt (MS15795-208)	2			
25	290-019	. . Bracket, capacitor, spade lug type, 10-32 by 15/16 in. lg stud (MIL-C-25: CPO7SB5)	2	A, B		
	290-014	. . Bracket, capacitor, spade lug type, 10-32 by 15/16 in. lg stud (MIL-C-25: CPO7SB6)	2	C, D		
26	31 01547 10	. . Strap, capacitor mounting	1			
27	036-046	. . Capacitor, paper, 22 uf, 236 vac, 60 cps (C2) (Sprague #201P181)	1	A, B		
	036-052	. . Capacitor, paper, 25 uf, 236 vac, 50 cps (C2) (Sprague #S49755)	1	C, D		
28	013-015	. . Diode (CR705) (General Electric #1N91)	1			
29	471-072	. . Screw, machine, 6-32 NC-2A by 5/8 in., pan hd Phillips, stl cad plt (MS35208-28)	4			
30	502-003	. . Washer, #6 spring lock, stl cad plt (MS35338-41)	4			
31	180-119	. . Terminal Strip, phenolic body, 4 one-sided terminals (Kulka #600-3/4 ST-4 w/marker strip)	1			
32	471-078	. . Screw, machine, 8-32 NC-2A by 3/8 in., pan hd Phillips, stl cad plt (MS35208-40)	1			
33	502-015	. . Washer, #8 ext tooth lock, stl cad plt (MS35335-31)	1			
34	302-111	. . Clamp, cable, plastic, adjustable (Panduit Corp #LSC-2D)	1			
35	471-072	. . Screw, machine, 6-32 NC-2A by 5/8 in., pan hd Phillips, stl cad plt (MS35208-28)	1			
36	502-003	. . Washer, #6 spring lock, stl cad plt (MS35338-41)	1			



AMPEX COMPUTER PRODUCTS COMPANY

FIG. & INDEX NO.	AMPEX PART NO.	DESCRIPTION 1 2 3 4 5 6 7	QTY. PER ASSY.	USE ON CODE	EFFECTIVE	
					ON	THRU
9-9-						
37	302-036	. . Clamp, cable, plastic (Commercial Plastic #742-6)	1			
38	260-016	. . Grommet, elastic, 3/8 in. ID, 7/8 in. OD, 1/2 in. thk (MS35489-98)	1			
39	260-032	. . Grommet, elastic, 3/16 in. ID, 1/2 in. OD, 7/32 in. thk (Accurate Sales #GS21-81)	1			
40	31 01543 10	. . Plate, motor mounting	1			

ILLUSTRATED PARTS BREAKDOWN

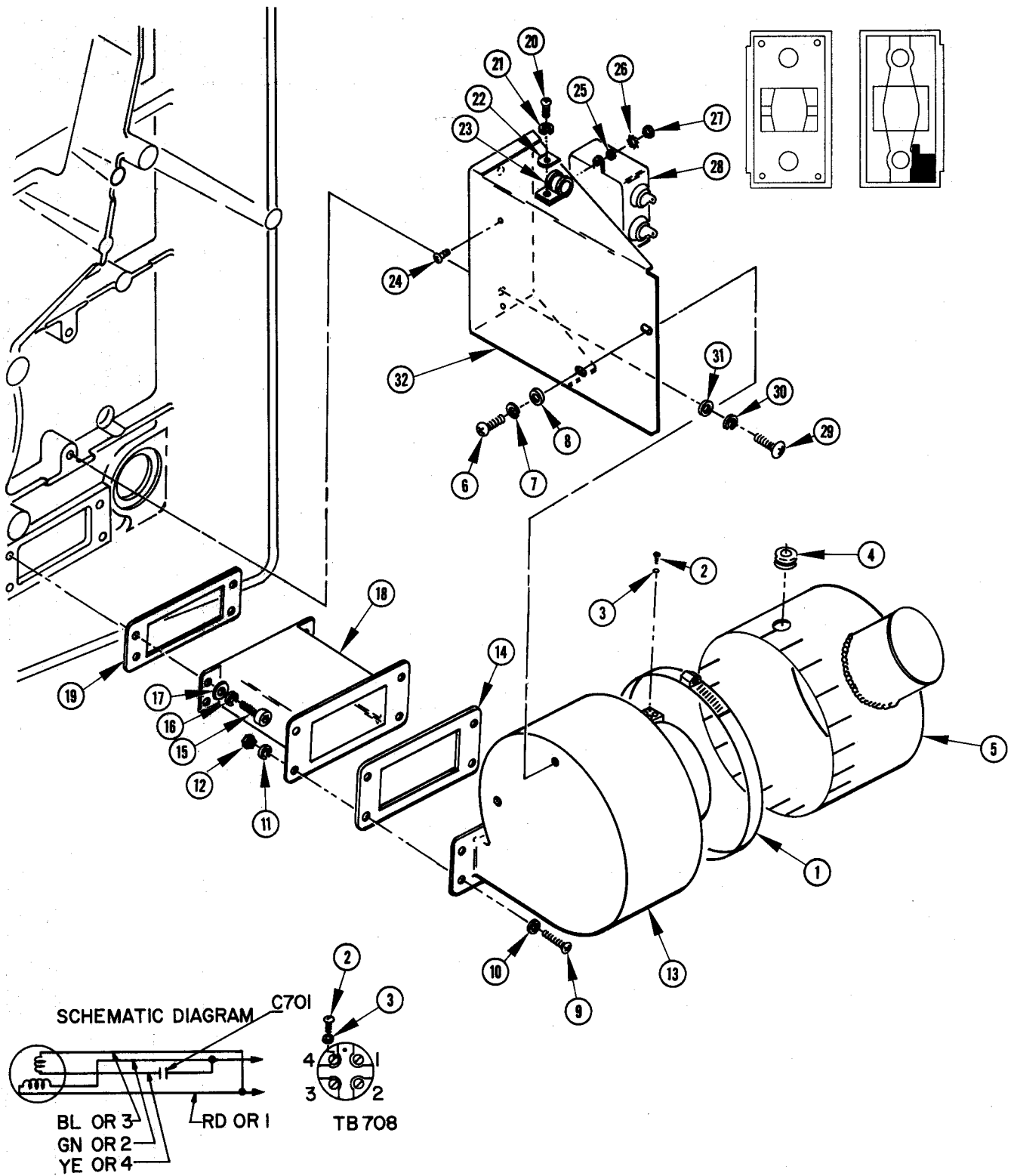


Figure 9-10
Positive Pressure Blower



FIG. & INDEX NO.	AMPEX PART NO.	DESCRIPTION 1 2 3 4 5 6 7	QTY PER ASSY	USE ON CODE	EFFECTIVE	
					ON	THRU
9-10-		POSITIVE PRESSURE BLOWER				
	31 01105 10	Transport Assembly (See Figure 9-2)	Ref	A		
	31 01097 10	Transport Assembly (See Figure 9-2)	Ref	B		
	31 01107 10	Transport Assembly (See Figure 9-2)	Ref	C		
	31 01106 10	Transport Assembly (See Figure 9-2)	Ref	D		
1	300-053	. Clamp, tube (Aero Seal #200)	1			
2		. Screw, machine, #2-64 NF-2A by 3/16 in., slotted round hd	4			
3		. Washer, #2 lock (Rotron #8649-2)	4			
4	260-004	. Grommet, elastic	1			
5	31 01277 10	. Housing, blower inlet	1			
6	471-078	. Screw, machine, 8-32 NC-2A by 3/8 in., pan hd Phillips, stl cad plt (MS35208-40)	2			
7	502-004	. Washer, #8 spring lock, stl cad plt (MS35338-42)	2			
8	501-010	. Washer, #8 flat, stl cad plt (MS15795-207)	2			
9	471-068	. Screw, machine, 6-32 NC-2A by 5/16 in., pan hd Phillips, stl cad plt (MS35208-24)	4			
10	501-009	. Washer, #6 flat, stl cad plt (MS15795-206)	4			
11	502-003	. Washer, #6 spring lock, stl cad plt (MS35338-41)	4			
12	492-009	. Nut, plain hex, 6-32 NC-2B, stl cad plt (MS35649-62)	4			
13	591-028	. Fan, blower (Rotron Type KS409)	1			
14	31 01298 10	. Gasket	1			
15	470-071	. Screw, cap, 6-32 NC-3A by 1/2 in., hex sch, sst	4			
16	502-003	. Washer, #6 spring lock, stl cad plt (MS35338-41)	4			
17	501-009	. Washer, #6 flat, stl cad plt (MS15795-206)	4			
18	31 01296 10	. Adapter, blower	1			
19	31 01298 10	. Gasket	1			
20	471-069	. Screw, machine, 6-32 NC-2A by 3/8 in., pan hd Phillips, stl cad plt (MS35208-25)	1			
21	502-003	. Washer, #6 spring lock, stl cad plt (MS35338-41)	1			
22	506-013	. Washer, cable clamp, stl cad plt (Weckesser #D-140)	1			
23	302-029	. Clamp, cable (AN742D14C)	1			

TM-2 Tape Transport

ILLUSTRATED PARTS BREAKDOWN

FIG. & INDEX NO.	AMPEX PART NO.	DESCRIPTION 1 2 3 4 5 6 7	QTY. PER ASSY.	USE ON CODE	EFFECTIVE	
					ON	THRU
9-10-						
24	471-069	. Screw, machine, 6-32 NC-2A by 3/8 in., pan hd Phillips, stl cad plt (MS35208-25)	2			
25	501-009	. Washer, #6 flat, stl cad plt (MS15795-206)	2			
26	502-014	. Washer, #6 lock, ext tooth, stl cad plt (MS35335-30)	2			
27	492-009	. Nut, plain hex, 6-32 NC-2B, stl cad plt (MS35649-62)	2			
28	036-049	. Capacitor, oil, 1 mfd, 600 vdc (Sprague #90P13) (C701)	1			
29	471-078	. Screw, machine, 8-32 NC-2A by 3/8 in., pan hd Phillips, stl cad plt (MS35208-40)	2			
30	502-004	. Washer, #8 spring lock, stl cad plt (MS35338-42)	2			
31	501-010	. Washer, #8 flat, stl cad plt (MS15795-207)	2			
32	31 01617 10	. Bracket, blower	1			



AMPEX COMPUTER PRODUCTS COMPANY

This page intentionally left blank.

ILLUSTRATED PARTS BREAKDOWN

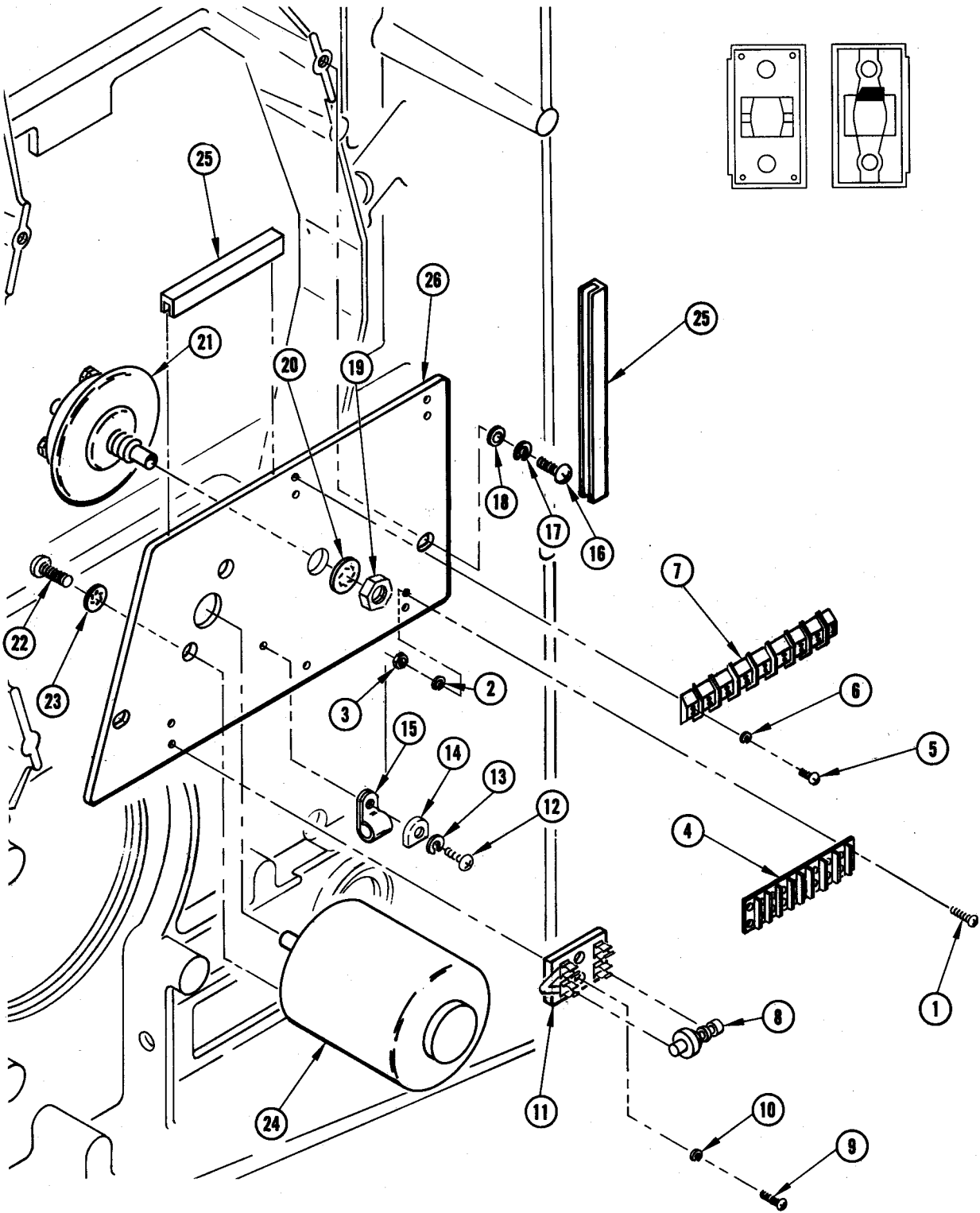


Figure 9-11
Upper Servo Control



FIG. & INDEX NO.	AMPEX PART NO.	DESCRIPTION 1 2 3 4 5 6 7	QTY. PER ASSY.	USE ON CODE	EFFECTIVE	
					ON	THRU
9-11-		UPPER SERVO CONTROL				
	31 01105 10	Transport Assembly (See Figure 9-2)	Ref	A		
	31 01097 10	Transport Assembly (See Figure 9-2)	Ref	B		
	31 01107 10	Transport Assembly (See Figure 9-2)	Ref	C		
	31 01106 10	Transport Assembly (See Figure 9-2)	Ref	D		
1	471-064	. Screw, machine, 4-40 NC-2A by 1/2 in., pan hd Phillips, stl cad plt (MS35208-16)	3			
2	502-002	. Washer, #4 spring lock, stl cad plt (MS35338-40)	3			
3	492-008	. Nut, plain hex, 4-40 NC-2B, stl cad plt (MS35649-42)	3			
4	180-116	. Strip, terminal, 2-1/2 in. lg, 8 terminal, phenolic, w/marker strip (TB701) (Kulka #410-3/4 ST-8 MFE) (See Figure 9-17)	Ref			
5	471-064	. Screw, machine, 4-40 NC-2A by 1/2 in., pan hd Phillips, stl cad plt (MS35208-16)	4			
6	502-002	. Washer, #4 spring lock, stl cad plt (MS35338-40)	4			
7	180-117	. Strip, terminal, 3-9/32 in. lg, 7 one sided terminals, phenolic, w/markings strip (TB703) (Kulka #600-3/4 ST-7) (See Figure 9-17)	Ref			
8	502-002 502-002	. Rectifier, selenium, single phase half wave (CR701, CR702) (Sarkes Tarzian #40LA)	2			
9	471-061	. Screw, machine, 4-40 NC-2A by 5/16 in., pan hd Phillips, stl cad plt (MS35208-13)	2			
10	502-002	. Washer, #4 spring lock, stl cad plt (MS35338-40)	2			
11	130-008	. Holder, rectifier, 2 pole (Littlefuse #099063)	1			
12	471-070	. Screw, machine, 6-32 NC-2A by 7/16 in., pan hd Phillips, stl cad plt (MS35208-26)	1			
13	502-003	. Washer, #6 spring lock, stl cad plt (MS35338-41)	1			
14	506-013	. Washer, #6 stl cad plt (Weckesser #D-140)	1			
15	302-007	. Clamp, cable, 1/4 in. ID (Commercial Plastic #742-4)	1			
16	471-080	. Screw, machine, 8-32 NC-2A by 1/2 in., pan hd Phillips, stl cad plt (MS35208-42)	2			
17	502-004	. Washer, #8 spring lock, stl cad plt (MS35338-42)	2			
18	501-010	. Washer, #8 flat, stl cad plt (MS15795-207)	2			
	31 01250 10	. Control Assembly, servo	1			
19	492-049	. . Nut, plain hex, 3/8-32 NEF-2B, stl cad plt (MS35082-7)	1			

TM-2 Tape Transport

ILLUSTRATED PARTS BREAKDOWN

FIG. & INDEX NO.	AMPEX PART NO.	DESCRIPTION 1 2 3 4 5 6 7	QTY. PER ASSY	USE ON CODE	EFFECTIVE	
					ON	THRU
9-11-						
20	502-083	. . Washer, 3/8 in., int tooth, stl cad plt (MS35333-42)	1			
21	31 01537 10	. . Switch, differential vacuum (S706)	1			
22	471-086	. . Screw, machine, 10-32 NF-2A by 5/16 in., pan hd Phillips, stl cad plt (MS35209-52)	2			
23	502-027	. . Washer, #10 lock, int tooth, stl cad plt (MS35333-39)	2			
24	31 01536 10	. . Transducer, differential vacuum (TR701)	1			
25	269-099	. . Rubber, extrusion, U shaped (Rubbercraft #789)	A/R			
26	31 01535 10	. . Plate, mounting	1			



AMPEX COMPUTER PRODUCTS COMPANY

This page intentionally left blank.

TM-2 Tape Transport

ILLUSTRATED PARTS BREAKDOWN

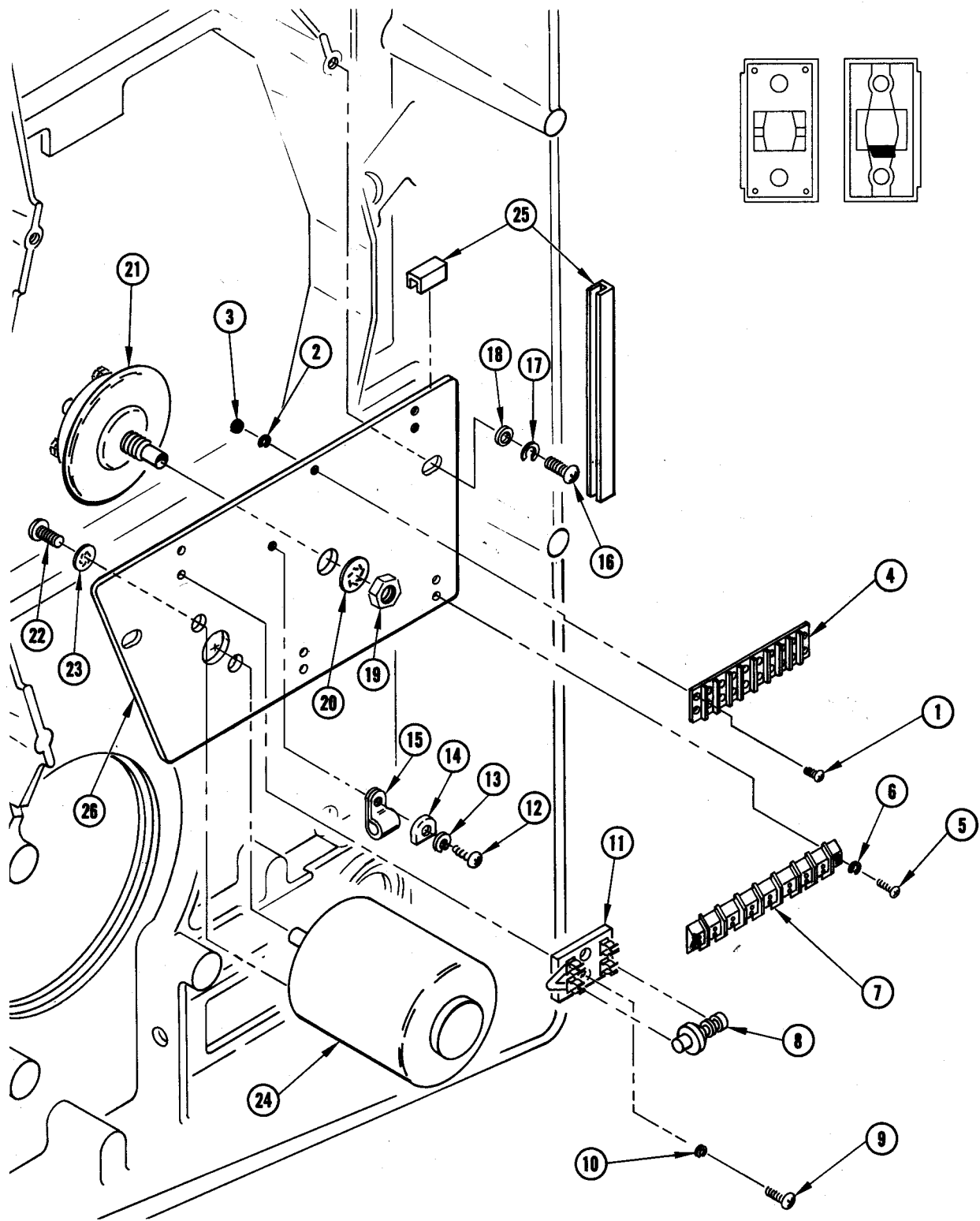


Figure 9-12
Lower Servo Control



AMPEX COMPUTER PRODUCTS COMPANY

FIG. & INDEX NO.	AMPEX PART NO.	DESCRIPTION 1 2 3 4 5 6 7	QTY. PER ASSY.	USE ON CODE	EFFECTIVE	
					ON	THRU
9-12-		LOWER SERVO CONTROL				
	31 01105 10	Transport Assembly (See Figure 9-2)	Ref	A		
	31 01097 10	Transport Assembly (See Figure 9-2)	Ref	B		
	31 01107 10	Transport Assembly (See Figure 9-2)	Ref	C		
	31 01106 10	Transport Assembly (See Figure 9-2)	Ref	D		
1	471-064	. Screw, machine, 4-40 NC-2A by 1/2 in., pan hd Phillips, stl cad plt (MS35208-16)	3			
2	502-002	. Washer, #4 spring lock, stl cad plt (MS35338-40)	3			
3	492-008	. Nut, plain hex, 4-40 NC-2B, stl cad plt (MS35649-42)	3			
4	180-116	. Strip, terminal, 2-1/2 in. lg, 8 terminal, phenolic, w/marker strip (TB702) (Kulka #410-3/4ST-8MEF) (See Figure 9-17)	Ref			
5	471-064	. Screw, machine, 4-40 NC-2A by 1/2 in., pan hd Phillips, stl cad plt (MS35208-16)	4			
6	502-002	. Washer, #4 spring lock, stl cad plt (MS35338-40)	4			
7	180-117	. Strip, terminal, 3-9/32 in. lg, 7 one-sided terminals, phenolic, w/marker strip (TB706) (Kulka #600-3/4ST-7) (See Figure 9-17)	Ref			
8	502-002 502-002	. Rectifier, selenium, single phase, half wave (CR703, CR704) (Sarkes Tarzian #40LA)	2			
9	471-061	. Screw, machine, 4-40 NC-2A by 5/16 in., pan hd Phillips, stl cad plt (MS35208-13)	2			
10	502-002	. Washer, #4 spring lock, stl cad plt (MS35338-40)	2			
11	130-008	. Holder, rectifier, 2 pole (Littlefuse #099063)	1			
12	471-070	. Screw, machine, 6-32 NC-2A by 7/16 in., pan hd Phillips, stl cad plt (MS35208-26)	1			
13	502-003	. Washer, #6 spring lock, stl cad plt (MS35338-41)	1			
14	506-013	. Washer, #6 stl cad plt (Weckesser #D-140)	1			
15	302-007	. Clamp, cable, 1/4 in. ID (Commercial Plastic #742-4)	1			
16	471-080	. Screw, machine, 8-32 NC-2A by 1/2 in., pan hd Phillips, stl cad plt (MS35208-42)	2			
17	502-004	. Washer, #8 spring lock, stl cad plt (MS35338-42)	2			
18	501-010	. Washer, #8 flat, stl cad plt (MS15795-207)	2			
	31 01251 10	. Control Assembly, servo	1			
19	492-049	. . Nut, plain hex, 3/8-32 NEF-2B, stl cad plt (MS35082-7)	1			

TM-2 Tape Transport

ILLUSTRATED PARTS BREAKDOWN

FIG. 8 INDEX NO.	AMPEX PART NO.	DESCRIPTION 1 2 3 4 5 6 7	QTY. PER ASSY.	USE ON CODE	EFFECTIVE	
					ON	THRU
9-12-						
20	502-083	. . Washer, 3/8 in., int tooth, stl cad plt (MS35333-42)	1			
21	31 01537 10	. . Switch, differential vacuum (S707)	1			
22	471-086	. . Screw, machine, 10-32 NF-2A by 5/16 in., pan hd Phillips, stl cad plt (MS35209-52)	2			
23	502-027	. . Washer, #10 lock, int tooth, stl cad plt (MS35333-39)	2			
24	31 01536 10	. . Transducer, differential vacuum (TR702)	1			
25	269-099	. . Rubber, extrusion, U shaped (Rubbercraft #789)	A/R			
26	31 01538 10	. . Plate, mounting	1			



AMPEX COMPUTER PRODUCTS COMPANY

This page intentionally left blank.



FIG. & INDEX NO.	AMPEX PART NO.	DESCRIPTION 1 2 3 4 5 6 7	QTY PER ASSY.	USE ON CODE	EFFECTIVE	
					ON	THRU
9-13-		OSCILLATOR AND HOUSING				
	31 01105 10	Transport Assembly (See Figure 9-2)	Ref	A		
	31 01097 10	Transport Assembly (See Figure 9-2)	Ref	B		
	31 01107 10	Transport Assembly (See Figure 9-2)	Ref	C		
	31 01106 10	Transport Assembly (See Figure 9-2)	Ref	D		
	31 01265 10	. Oscillator Assembly (OSC700) (<i>Stockkarte</i>)	1			
1	012-065	. . Tube, electron, 9 pin miniature (V2) (RCA #12BH7)	1			
2	012-108	. . Tube, electron, 9 pin miniature (V1) (RCA or General Electric #12AX7)	1			
3	150-080	. . Socket, tube, 9 pin (Cinch Type #144P24023)	2			
4	471-077	. . Screw, machine, 8-32 NC-2A by 5/16 in., pan hd Phillips, stl cad plt (MS35208-39)	2			
5	501-010	. . Washer, #8 flat, stl cad plt (MS15795-207)	2			
6	502-004	. . Washer, #8 spring lock, stl cad plt (MS35338-42)	2			
7	492-010	. . Nut, plain hex, 8-32 NC-2B, stl cad plt (MS35649-82)	2			
8	563-020	. . Transformer, cased (T1) (Triad #A53X)	1			
9	168-007	. . Contact, printed circuit board (Elco #5001-1913)	15			
10	041-023	. . Resistor, fixed, composition, 100 k, 1/2 w, ±5% (R1, R13) (MIL-R-11:RC20GF104J)	2			
11	041-028	. . Resistor, fixed, composition, 330 k, 1/2 w, ±5% (R8) (MIL-R-11:RC20GF334J)	1			
12	041-476	. . Resistor, fixed, composition, 1.2 meg, 1/2 w, ±5% (R10, R11) (MIL-R-11:RC20GF125J)	2			
13	041-245	. . Resistor, fixed, composition, 1000 k, 1/2 w, ±5% (R2, R12) (MIL-R-11:RC20GF102J)	2			
14	035-356	. . Capacitor, tubular, .1 uf, 400 vdc, ±5% (C5) (Gudeman #337E104J)	1			
15	034-184	. . Capacitor, mica, 300 pf, 500 vdc, ±5% (C7) (Elmenco #DM15F680J)	1			
16	034-199	. . Capacitor, mica, 300 pf, 500 vdc, ±5% (C2, C3, C4) (Elmenco #DM15F301J)	3			
17	041-318	. . Resistor, fixed, composition, 120 k, 1/2 w, ±5% (R4, R5, R6,) (MIL-R-11:RC20GF124J)	3			
18	035-355	. . Capacitor, tubular, .1 uf, 150 vdc, ±5% (C1) (Gudeman #337Y104J)	1			

TM-2 Tape Transport

ILLUSTRATED PARTS BREAKDOWN

FIG. & INDEX NO.	AMPEX PART NO.	DESCRIPTION	QTY. PER ASSY.	USE ON CODE	EFFECTIVE	
					ON	THRU
9-13-		1 2 3 4 5 6 7				
19	034-177	. . Capacitor, mica, 100 pf, 500 vdc, ±5% (C6) (Elmenco #DM15F101J)	1			
20	041-344	. . Resistor, fixed, composition, 39 k, 1/2 w, ±5% (R3) (MIL-R-11:RC20GF391J)	1			
21	041-016	. . Resistor, fixed, composition, 22 k, 1/2 w, ±5% (R9) (MIL-R-11:RC20GF223J)	1			
22	041-398	. . Resistor, fixed, composition, 2.2 meg, 1/2 w, ±5%, (R7) (MIL-R-11:RC20GF225J)	1			
23	31 01598 10	. . Card, printed wiring	1			
24	471-061	. Screw, machine, 4-40 NC-2A by 5/16 in., pan hd Phillips, stl cad plt (MS35208-13)	2			
25	501-008	. Washer, #4 flat, stl cad plt (MS15795-204)	2			
26	502-002	. Washer, #4 spring lock, stl cad plt (MS35338-40)	2			
27	492-008	. Nut, plain hex, 4-40 NC-2B, stl cad plt (MS35649-42)	2			
28	168-008	. Connector, printed circuit board (P701) (Elco #5006-15-13-3-5-3/32) (See Figure 9-17)	Ref			
29	044-297	. Resistor, variable, 1 k, 2 w, w/mounting hardware (R701, R702) (Clarostat #43-1000) (See Figure 9-17)	Ref			
30	471-078	. Screw, machine, 8-32 NC-2A by 3/8 in., pan hd Phillips, stl cad plt (MS35208-40)	3			
31	502-004	. Washer, #8 spring lock, stl cad plt (MS35338-42)	3			
	31 01266 10	. Chassis Assembly, oscillator	1			
	31 01605 10	. . Plate Assembly, cover	1			
32	310-068	. . . Fastener, receptacle (Southco #81-18-150-16)	2			
33	431-009	. . . Retainer, external, stl cad plt (Southco #81-32-101-15)	2			
34	31 01795 10	. . . Gasket, rubber	1			
35	31 01794 10	. . . Plate, cover	1			
36	148-012	. . Jack, test point, red nylon, w/mounting hardware (TP701, TP702) (Cannon #45E2, Ucinite #118930-B)	2			
37	148-013	. . Jack, test point, black nylon, w/mounting hardware (TP703) (Cannon #45E3, Ucinite #118930-C)	1			



AMPEX COMPUTER PRODUCTS COMPANY

FIG. & INDEX NO.	AMPEX PART NO.	DESCRIPTION 1 2 3 4 5 6 7	QTY. PER ASSY.	USE ON CODE	EFFECTIVE	
					ON	THRU
9-13-						
38	471-061	. . Screw, machine, 4-40 NC-2A by 5/16 in., pan hd Phillips, stl cad plt (MS35208-13)	6			
39	502-013	. . Washer, #4 lock, ext tooth, stl cad plt (MS35335-29)	6			
40	501-008	. . Washer, #4 flat, stl cad plt (MS15795-204)	6			
41	31 01606 10	. . Track, circuit board	2			
42	NO NUMBER	. . Chassis Assembly, oscillator, welded	1			

TM-2 Tape Transport

ILLUSTRATED PARTS BREAKDOWN

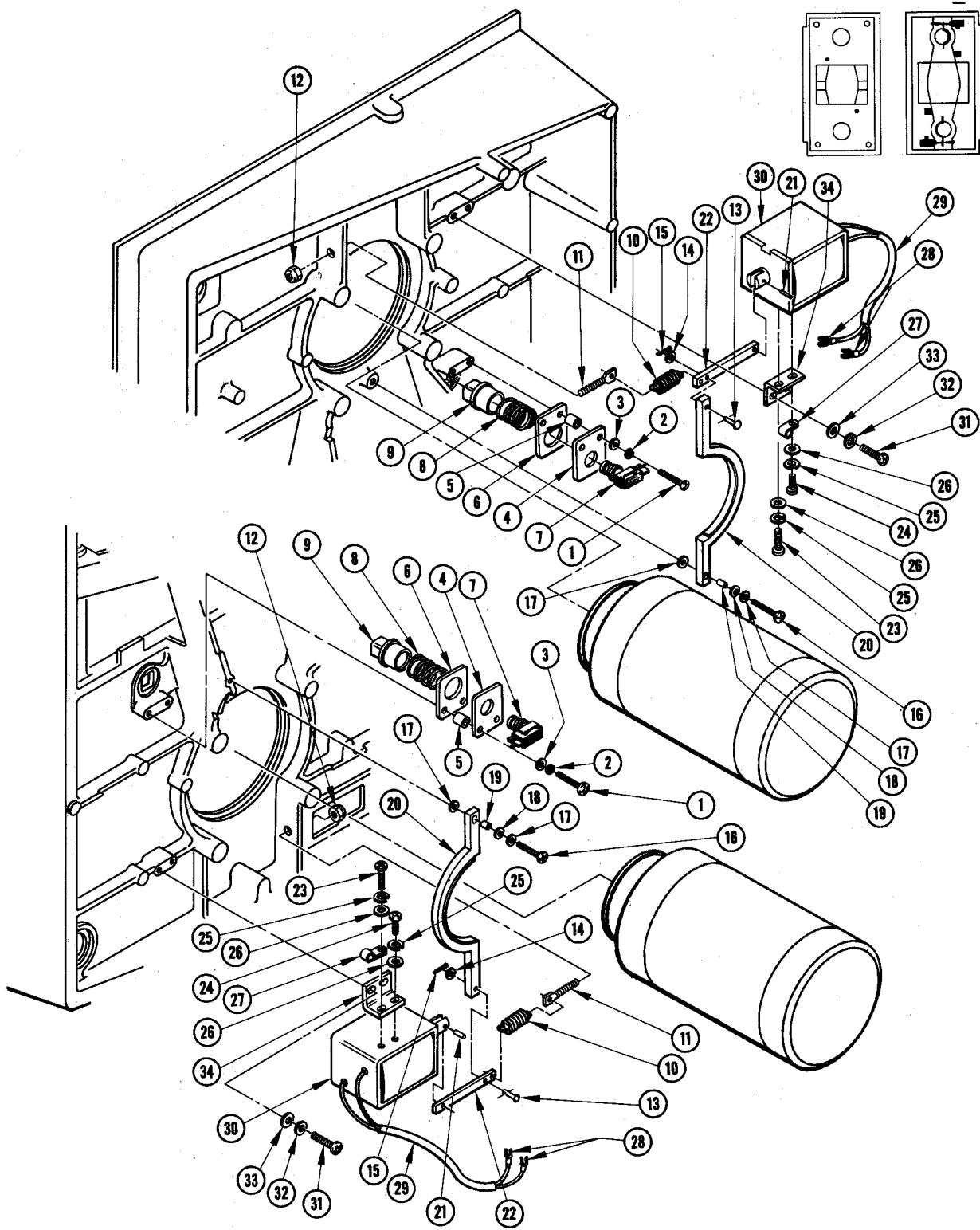


Figure 9-14
Reel Brakes



AMPEX COMPUTER PRODUCTS COMPANY

FIG. & INDEX NO.	AMPEX PART NO.	DESCRIPTION 1 2 3 4 5 6 7	QTY. PER ASSY.	USE ON CODE	EFFECTIVE	
					ON	THRU
9-14-		REEL BRAKES				
	31 01105 10	Transport Assembly (See Figure 9-2)	Ref	A		
	31 01097 10	Transport Assembly (See Figure 9-2)	Ref	B		
	31 01107 10	Transport Assembly (See Figure 9-2)	Ref	C		
	31 01106 10	Transport Assembly (See Figure 9-2)	Ref	D		
1	471-047	. Screw, machine, 6-32 NC-2A by 7/8 in., pan hd Phillips, stl cad plt (MS35208-30)	4			
2	502-003	. Washer, #6 spring lock, stl cad plt (MS35338-41)	4			
3	501-009	. Washer, #6 flat, stl cad plt (MS15795-206)	4			
4	31 01272 10	. Plate, switch mounting	2			
5	31 01273 10	. Standoff, switch mounting	4			
6	31 01271 10	. Plate, switch mounting	2			
7	120-013	. Switch, pushbutton, supplied w/mounting hardware (Arrow H&H #3391EPA)	2			
8	31 01270 10	. Spring, button control	2			
9	31 01269 10	. Button Assembly, control	2			
10	31 01295 10	. Spring, helical	2			
11	31 00160 10	. Bolt, spade	2			
12	493-008	. Nut, self-locking, hex, 10-32 NF-3B, stl cad plt, nylon insert	2			
13	400-009	. Pin, clevis, pan hd, stl cad plt (MS20392-17)	2			
14	501-008	. Washer, #4 flat, stl cad plt (MS15795-204)	2			
15	401-005	. Pin, cotter, stl cad plt, 1/16 in. dia. by 1/2 in. lg.	2			
16	471-081	. Screw, machine, 8-32 NC-2A by 5/8 in., pan hd Phillips, stl cad plt (MS35208-43)	2			
17	501-010	. Washer, #8 flat, stl cad plt (MS15795-207)	4			
18	506-011	. Washer, cup (Shakeproof #3502-14-17)	2			
19	31 01276 10	. Spacer, brake shoe	2			
20	31 00106 10	. Shoe, reel brake	2			
21	406-026	. Pin, roll, sst (Esna #79-022-094-500)	4			
22	31 01275 10	. Link, solenoid	2			
23	471-076	. Screw, machine, 8-32 NC-2A by 1/4 in., pan hd Phillips, stl cad plt (MS35208-38)	2			

TM-2 Tape Transport

ILLUSTRATED PARTS BREAKDOWN

FIG. & INDEX NO.	AMPEX PART NO.	DESCRIPTION 1 2 3 4 5 6 7	QTY. PER ASSY.	USE ON CODE	EFFECTIVE	
					ON	THRU
9-14-						
24	471-027	. Screw, machine, 8-32 NC-2A by 5/16 in., pan hd Phillips, brass cad plt	2			
25	502-004	. Washer, #8 spring lock, stl cad plt (MS35338-42)	4			
26	501-010	. Washer, #8 flat, stl cad plt (MS15795-207)	4			
27	302-031	. Clamp, cable (Commercial Plastic #CPC742-3)	2			
	31 01233 10	. Solenoid and Cable Assembly, DC	2			
28	171-001	. . Connector, solderless (AMP #34541)	4			
29	600-010	. . Tubing, nonmetallic, #5, black (MIL-I-631)	2			
30	022-009	. . Solenoid, 24 vdc, plunger type	2			
31	471-080	. Screw, machine, 8-32 NC-2A by 1/2 in., pan hd Phillips, stl cad plt (MS35208-42)	4			
32	502-004	. Washer, #8 spring lock, stl cad plt (MS35338-42)	4			
33	501-010	. Washer, #8 flat, stl cad plt (MS15795-207)	4			
34	31 01292 10	. Bracket, mounting	2			



AMPEX COMPUTER PRODUCTS COMPANY

This page intentionally left blank.

TM-2 Tape Transport

ILLUSTRATED PARTS BREAKDOWN

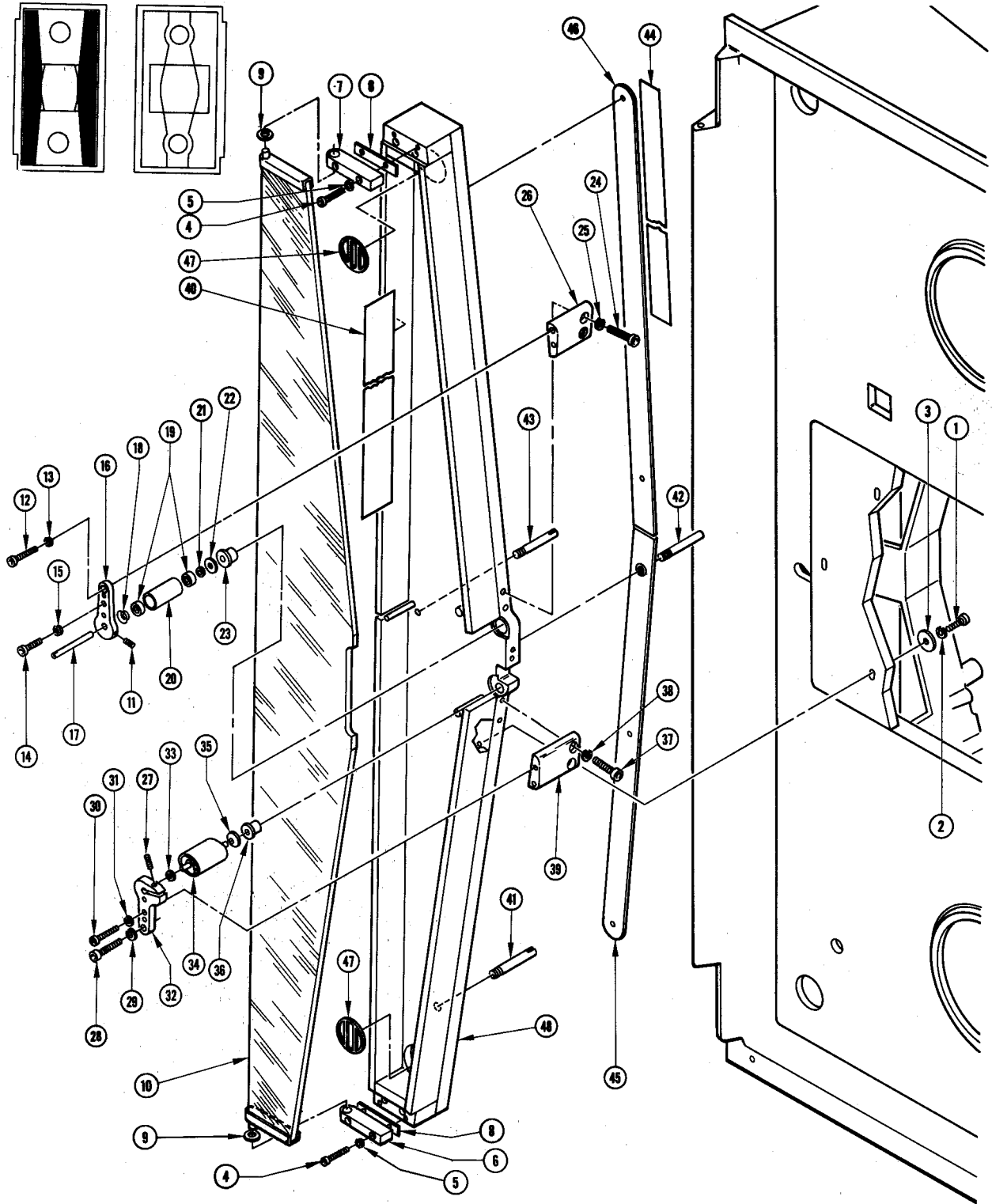


Figure 9-15
Vacuum Chambers



AMPEX COMPUTER PRODUCTS COMPANY

FIG. & INDEX NO.	AMPEX PART NO.	DESCRIPTION	QTY PER ASSY	USE ON CODE	EFFECTIVE	
					ON	THRU
		1 2 3 4 5 6 7				
9-15-		VACUUM CHAMBERS				
	31 01105 10	Transport Assembly (See Figure 9-2)	Ref	A		
	31 01097 10	Transport Assembly (See Figure 9-2)	Ref	B		
	31 01107 10	Transport Assembly (See Figure 9-2)	Ref	C		
	31 01106 10	Transport Assembly (See Figure 9-2)	Ref	D		
1	470-175	. Screw, cap, 6-32 by 7/8 in., hex soc, w/nylon insert, stl, black oxide finish (Cleveland Cap)	6			
2	502-003	. Washer, #6 spring lock, stl cad plt (MS35338-40)	6			
3	31 01326 10	. Washer, flat	6			
	31 01302 10	. Chamber Assembly, vacuum (1/2" - Bänder)	2	A, C		
	31 01255 10	. Chamber Assembly, vacuum (1" - Bänder)	2	B, D		
4	470-064	. . Screw, cap, 4-40 NC-3A by 5/8 in., hex sch, sst, passivated	4			
5	502-002	. . Washer, #4 spring lock, stl cad plt (MS35338-40)	4			
6	31 01483 10	. . Hinge, chamber door	1			
7	31 01484 10	. . Hinge, chamber door	1			
8	31 01521 10	. . Shim, chamber door hinge	A/R			
9	501-058	. . Washer, shim, brass, .025 in. ID by .375 in. OD by .010 in. thk (Tilley)	A/R			
10	31 01485 10	. . Door Assembly, chamber	1			
11	477-027	. . Screw, set, headless, 2-56 NC-3A by 3/16 in., hex soc, cup point, stl cad plt (MS51017-2)	1			
12	470-070	. . Screw, cap, 6-32 NC-3A by 7/16 in., hex sch, sst, passivated	1			
13	502-009	. . Washer, #6 spring lock, sst, passivated (MS35338-79)	1			
14	470-062	. . Screw, cap, 4-40 NC-3A by 7/16 in., hex sch, sst, passivated	1			
15	502-008	. . Washer, #4 spring lock, sst, passivated (MS35338-78)	1			
16	31 01513 10	. . Support, plate	1			
17	31 01519 10	. . Shaft, roller guide	1	A, C		
	31 01518 10	. . Shaft, roller guide	1	B, D		
18	506-017	. . Washer, .126/.130 in. ID by .235/.245 in. OD by .008 in. thk, beryllium copper (Shakeproof #3802-05-16-2114)	1			

TM-2 Tape Transport

ILLUSTRATED PARTS BREAKDOWN

FIG. & INDEX NO.	AMPEX PART NO.	DESCRIPTION	QTY. PER ASSY.	USE ON CODE	EFFECTIVE	
					ON	THRU
9-15-						
19	31 01520 10	. . Bearing, roller guide	2			
20	31 01512 10	. . Sleeve, roller guide	1	A, C		
	31 10511 10	. . Sleeve, roller guide	1	B, D		
21	31 01514 10	. . Spacer, roller guide	1			
22	501-034	. . Washer, flat, brass, .158 in. ID by .234 in. OD by .003 in. thk	A/R			
23	31 01515 10	. . Bushing, roller guide	1			
24	470-088	. . Screw, cap, 10-32 NF-3A by 7/16 in., hex sch, sst, passivated	2			
25	502-011	. . Washer, #10 spring lock, sst, passivated (MS35338-81)	2			
26	31 01517 10	. . Post, support, roller guide	1	A, C		
	31 01516 10	. . Post, support, roller guide	1	B, D		
27	470-054	. . Screw, cap, 2-56 NC-3A by 5/16 in., hex sch, sst, passivated	1			
28	470-070	. . Screw, cap, 6-32 NC-3A by 7/16 in., hex sch, sst, passivated	1			
29	502-009	. . Washer, #6 spring lock, sst, passivated (MS35338-79)	1			
30	470-062	. . Screw, cap, 4-40 NC-3A by 7/16 in., hex sch, sst, passivated	1			
31	502-008	. . Washer, #4 spring lock, sst, passivated (MS35338-78)	1			
32	31 01525 10	. . Plate, support, buffer guide	1			
33	31 01524 10	. . Spacer, buffer guide	1			
34	31 01501 10	. . Buffer Assembly, spring guide	1	A, C		
	31 01491 10	. . Buffer Assembly, spring guide	1	B, D		
35	501-122	. . Washer, .133/.143 in. ID by .297/.305 in. OD by .042/.062 in. thk, spring stl (Shakeproof #3502-05-03)	1			
36	31 01506 10	. . Bushing, buffer spring	1			
37	470-088	. . Screw, cap, 10-32 NF-3A by 7/16 in., hex sch, sst, passivated	2			
38	502-011	. . Washer, #10 spring lock, sst, passivated (MS35338-81)	2			
39	31 01527 10	. . Post, support, buffer guide	1	A, C		



AMPEX COMPUTER PRODUCTS COMPANY

FIG. & INDEX NO.	AMPEX PART NO.	DESCRIPTION 1 2 3 4 5 6 7	QTY. PER ASSY.	USE ON CODE	EFFECTIVE	
					ON	THRU
9-15-						
	31 01526 10	. . Post, support, buffer guide	1	B,D		
40	31 01496 10	. . Discharger, electrostatic	2	B,D		
41	31 01492 10	. . Stud, hollow, long loop	1			
42	31 01493 10	. . Stud, hollow, transducer	1			
43	31 01509 10	. . Stud, hollow, short loop	1			
44	225-061	. . Tape, pressure sensitive, aluminized vinyl, 1 in. w (Minnesota Mining and Mfg #474)	A/R			
45	31 01487 10	. . Plate, cover	1			
46	31 01488 10	. . Plate, cover	1			
47	31 01490 10	. . Grille, vacuum chamber	2			
48	NO NUMBER	. . Base Assembly, vacuum chamber	1			

TM-2 Tape Transport

ILLUSTRATED PARTS BREAKDOWN

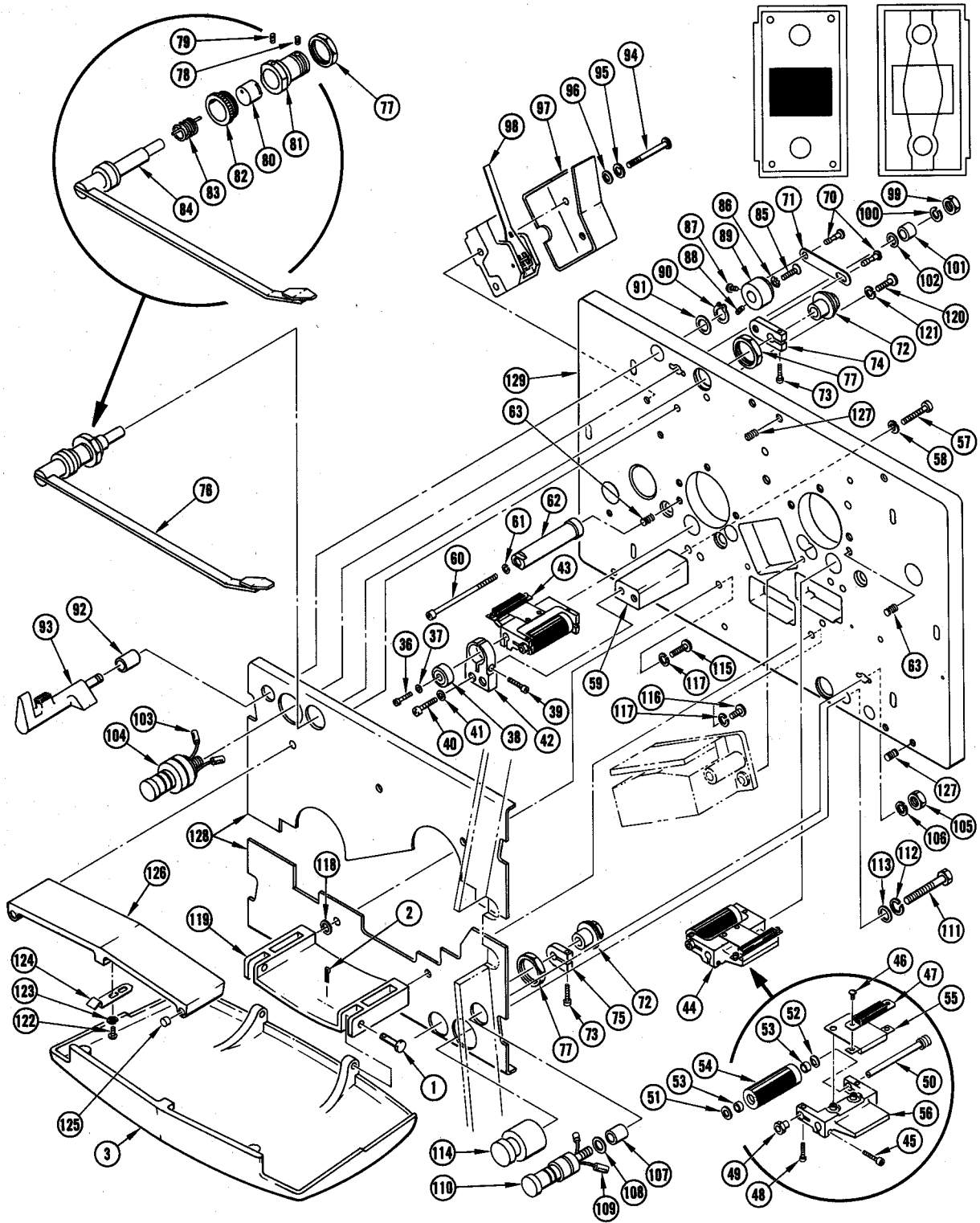


Figure 9-16
Precision Plate (sheet 1 of 2)



AMPEX COMPUTER PRODUCTS COMPANY

FIG. & INDEX NO.	AMPEX PART NO.	DESCRIPTION 1 2 3 4 5 6 7	QTY. PER ASSY	USE ON CODE	EFFECTIVE	
					ON	THRU
9-16-		PRECISION PLATE				
	31 01105 10	Transport Assembly (See Figure 9-2)	Ref	A		
	31 01097 10	Transport Assembly (See Figure 9-2)	Ref	B		
	31 01107 10	Transport Assembly (See Figure 9-2)	Ref	C		
	31 01106 10	Transport Assembly (See Figure 9-2)	Ref	D		
1	400-024	. Pin, clevis, pan hd, stl cad plt (MS20392-1-21)	2			
2	401-004	. Pin, cotter, 1/16 in. dia by 3/8 in. lg, sst	2			
3	31 01237 10	. Cover, tape mechanism	1	A, C		
	31 01238 10	. Cover, tape mechanism	1	B, D		
4	477-174	. Screw, set, headless, 10-32 by 3/8 in., hex soc, cup point, stl cad plt (Allen)	2			
5	31 01274 10	. Flywheel, capstan	1			
	31 01264 10	. Precision Plate Assembly	1	A, C		
	31 01259 10	. Precision Plate Assembly	1	B, D		
	31 01574 10	. . Pulley Assembly, capstan	1			
6	477-119	. . . Screw, set, headless, 10-32 NF-2A by 1/4 in., hex soc, cup point, sst w/nylon insert (Nylock)	2			
7	31 01783 10	. . . Pulley, capstan	2			
8	470-040	. . Screw, cap, 10-32 NF-3A by 3/4 in., hex sch, stl cad plt (MS35458-13)	6			
9	502-005	. . Washer, #10 spring lock, stl cad plt (MS35338-43)	6			
10	31 01125-10	. . Shim, capstan	2	A, C		
11	31 01554 10	. . Capstan Assembly	2			
12	430-124	. . . Ring, retaining, ext, 15/32, stl, unplated (Truarc #5101-46-S)	1			
13	31 01750 10	. . . Capstan	1			
14	432-032	. . . O Ring, synthetic rubber (Minnesota Rubber #MRQI-Q24)	1			
15	430-063	. . . Ring, retaining, int, 1-1/8, stl zinc plt (Truarc #5001-112S-ZD)	1			
16	430-165	. . . Ring, retaining, int, 1-1/8, stl cad plt (Spirolox #RR-112)	1			
17	421-086	. . . Bearing, ball, double shield (New Departure #773LO1X3E, MRC #101KS-FF)	2			



AMPEX COMPUTER PRODUCTS COMPANY

FIG. & INDEX NO.	AMPEX PART NO.	DESCRIPTION 1 2 3 4 5 6 7	QTY. PER ASSY	USE ON CODE	EFFECTIVE	
					ON	THRU
9-16-						
18	31 00389 10	. . . Washer, shim, flat, .005 in. thk.	A/R			
19	31 00390 10	. . . Washer, shim, flat, .003 in. thk.	A/R			
20	31 00392 10	. . . Spacer, sleeve	1			
21	31 01749 10	. . . Housing, capstan	1			
22	31 01295 10	. . Spring, helical, extension	1			
23	493-012	. . Nut, self-locking, hex, 1/4-20 NC-3B, stl cad plt w/nylon insert (Esna Type NM)	1			
24	31 01560 10	. . Roller Assembly	1			
25	430-111	. . . Ring, retaining, ext, 3/8, stl cad plt (Truarc #5101-37-S-MD)	1			
26	421-070	. . . Bearing, ball, double shield (MRC #R6ZZ)	2			
27	430-085	. . . Ring, retaining, int, 7/8, stl cad plt (Truarc # N5000-87-S-MD)	1			
28	31 01769 10	. . . Roller, drive belt	1			
29	31 01768 10	. . . Arm, idler	1			
30	31 01559 10	. . Stud, shouldered	1			
31	493-008	. . Nut, self-locking, hex, 10-32 NF-3B, stl cad plt w/nylon insert (Esna Type NM)	1			
32	31 01561 10	. . Bolt, eye	1			
33	471-068	. . Screw, machine, 6-32 NC-2A by 5/16 in., pan hd Phillips, stl cad plt (MS35208-24)	2			
34	502-003	. . Washer, #6 spring lock, stl cad plt (MS35338-41)	2			
35	31 01562 10	. . Bracket, anchor	1			
36	470-177	. . Screw, cap, 4-40 by 3/8 in., hex soc, stl cad plt w/nylon insert (Nylock #M60HS440-6C)	2			
37	501-014	. . Washer, #4 flat, sst, passivated (MS15795-304)	2			
38	31 01558 10	. . Bushing Assembly, rubber	2			
39	470-176	. . Screw, cap, 4-40 by 9/16 in., hex soc, stl cad plt w/nylon insert (Nylock #M60HS440-9C)	2			
40	470-167	. . Screw, cap, 4-40 NC-2A by 7/16 in., hex soc, sst, passivated	4			
41	502-008	. . Washer, #4 spring lock, sst, passivated (MS35338-78)	4			
42	31 01570 10	. . Arm, actuator shaft support	2			

TM-2 Tape Transport

ILLUSTRATED PARTS BREAKDOWN

FIG. & INDEX NO.	AMPEX PART NO.	DESCRIPTION	QTY. PER ASSY	USE ON CODE	EFFECTIVE	
					ON	THRU
9-16-						
43	31 01557 10	. . . Pinch Roller Assembly, forward	1			
44	31 01556 10	. . . Pinch Roller Assembly, reverse	1			
45	470-177	. . . Screw, cap, 4-40 by 3/8 in., hex soc, stl cad plt w/nylon insert (Nylock #M60HS440-6C)	2			
46	471-866	. . . Screw, machine, 2-56 by 1/8 in., pan hd Phillips, stl cad plt w/nylon insert (Nylock #M37AS256-2C)	2			
47	31 01760 10	. . . Pad Assembly, tape brake	1			
48	471-178	. . . Screw, cap, 2-56 by 7/16 in., hex soc, stl cad plt w/nylon insert (Nylock #M60HS256-7C)	2			
49	31 01838 10	. . . Sleeve, flanged, pinch roller	1			
50	31 01764 10	. . . Shaft Assembly, pinch roller	1			
51	31 01833 10	. . . Spacer, bearing	1			
52	501-119	. . . Washer, #5, beryllium copper (Shakeproof)	1			
53	31 01782 10	. . . Bearing, ball	2			
54	31 01765 10	. . . Pinch Roller	1			
55	31 01761 10	. . . Brake Assembly, Tape	1			
56	31 01762 10	. . . Yoke Assembly, forward	1			
	31 01763 10	. . . Yoke Assembly, reverse	1			
57	470-031	. . . Screw, cap, 8-32 NC-3A by 3/4 in., hex sch, stl cad plt (MS35457-17)	4			
58	502-004	. . . Washer, #8 spring lock, stl cad plt (MS35338-42)	4			
59	31 01571 10	. . . Post, actuator shaft support	2			
60	31 01586 10	. . . Screw, cap, sch, 8-32 NC-2A by 2-1/4 in., sst	2			
61	502-004	. . . Washer, #8 spring lock, stl cad plt (MS35338-42)	2			
62	31 01569 10	. . . Post, tape brake	2			
63	495-014	. . . Insert, notched, 8-32, sst (Helicoil #1185-2CNX, 246)	2			
64	470-029	. . . Screw, cap, 8-32 NC-3A by 1/2 in., hex sch, stl cad plt (MS35457-15)	4			
65	502-004	. . . Washer, #8 spring lock, stl cad plt (MS35338-42)	4			
66	501-010	. . . Washer, #8 flat, stl cad plt (MS15795-207)	4			
67	31 01555 10	. . . Actuator Assembly, pinch roller	2			



FIG. & INDEX NO.	AMPEX PART NO.	DESCRIPTION 1 2 3 4 5 6 7	QTY. PER ASSY	USE ON CODE	EFFECTIVE	
					ON	THRU
9-16-						
68	471-690	. . . Screw, machine, 4-40 NC-2A by 3/8 in., slotted fillister hd, brass cad plt	4			
69	180-080	. . . Terminal Strip, 4 terminals, phenolic (Kulka #410-3/4 ST-4M)	1			
70	31 01591 10	. . Screw, shoulder	2			
71	31 01592 10	. . Link, tape packer	1			
72	310-067	. . Cam Assembly, adjustable (Pic Design Corp #P1-8)	2			
73	470-010	. . Screw, cap, 4-40 NC-3A by 3/8 in., hex sch, stl cad plt (MS35457-2)	2			
74	65499-1	. . Arm, release, tape packer	1			
75	69308-1	. . Clamp, tape packer	1			
76	65448-2	. . Tape Packer Assembly	2	A, C		
	65448-1	. . Tape Packer Assembly	2	B, D		
77	65480-1	. . . Nut, shaft, tape packer	1			
78	477-122	. . . Screw, set, headless, 4-40 NC-2A by 1/8 in., hex soc, cup point, sst (Bristol)	1			
79	477-130	. . . Screw, set, headless, 4-40 NC-3A by 1/8 in., hex soc, cone point, stl cad plt (MS51034-8)	1			
80	68542-1	. . . Bearing, rear	1			
81	65447-1	. . . Housing, pivot	1			
82	68543-1	. . . Thumbscrew	1			
83	65483-1	. . . Spring	1			
84	65446-2	. . . Arm Assembly, tape packer	1	A, C		
	65446-1	. . . Arm Assembly, tape packer	1	B, D		
85	471-337	. . Screw, machine, 6-32 NC-2A by 7/16 in., 82° flat hd Phillips, stl cad plt (MS35192-26)	1			
86	502-035	. . Washer, #6 lock, ext csk, stl cad plt (MS35336-9)	1			
87	471-634	. . Screw, machine, 4-40 NC-2A by 5/16 in., binder hd slotted, stl cad plt	1			
88	477-031	. . Screw, set, headless, 4-40 NC-3A by 1/4 in., hex soc, cup point, stl cad plt (MS51017-11)	1			
89	65481-1	. . Pulley, clamp, tape packer	1			
90	430-130	. . Ring, retaining, ext, 1/4, sst (Truarc #5101-25W)	1			

TM-2 Tape Transport

ILLUSTRATED PARTS BREAKDOWN

FIG. & INDEX NO.	AMPEX PART NO.	DESCRIPTION	QTY. PER ASSY.	USE ON CODE	EFFECTIVE	
					ON	THRU
9-16-						
91	501-025	. . Washer, 1/4 flat, stl cad plt (AN960-416L)	1			
92	423-012	. . Bushing, plain sleeve, bronze (Bost-Bronze #B-46-4)	1			
93	31 01573 10	. . Clamp, tape	1	A, C		
	31 01572-10	. . Clamp, tape	1	B, D		
94	471-772	. . Screw, machine, 4-40 NC-2A by 1 in., pan hd Phillips, stl cad plt (MS35208-20)	2			
95	502-002	. . Washer, #4 spring lock, stl cad plt (MS35338-40)	2			
96	501-008	. . Washer, #4 flat, stl cad plt (MS15795-204)	2			
97	31 01597 10	. . Shield, switch	1			
98	120-062	. . Switch, sensitive, spdt, 20 amp (Unimax #2HBT215-1)	1			
99	492-010	. . Nut, plain hex, 8-32 NC-2B, stl cad plt (MS35649-82)	1			
100	502-004	. . Washer, #8 spring lock, stl cad plt (MS35338-42)	1			
101	31 01589 10	. . Spacer	1			
102	503-013	. . Washer, nonmetallic, #8 (General Cement #6526)	1			
103	171-009	. . Connector, solderless, corrosion resistant (AMP #320555)	2			
104	31 01564 10	. . Guide Assembly, insulated	1	A, C		
	31 01563 10	. . Guide Assembly, insulated	1	B, D		
105	492-010	. . Nut, plain hex, 8-32 NC-2B, stl cad plt (MS35649-82)	1			
106	502-004	. . Washer, #8 spring lock stl cad plt (MS35338-42)	1			
107	31 01589 10	. . Spacer	1			
108	503-013	. . Washer, nonmetallic, #8 (General Cement #6526)	1			
109	171-009	. . Connector, solderless, corrosion resistant (AMP #320555)	1			
110	65568-1	. . Guide Assembly, auxiliary, tape sensor	1	A, C		
	65568-2	. . Guide Assembly, auxiliary, tape sensor	1	B, D		
111	480-004	. . Bolt, machine, 10-32 NF-3A by 29/32 in., stl cad plt (AN3-7A)	1			
112	502-005	. . Washer, #10 spring lock, stl cad plt (MS35338-43)	1			
113	501-005	. . Washer, #10 flat, brass cad plt (AN960B)	1			
114	65490-2	. . Guide, transport	1	A, C		



AMPEX COMPUTER PRODUCTS COMPANY

FIG. 8 INDEX NO.	AMPEX PART NO.	DESCRIPTION 1 2 3 4 5 6 7	QTY. PER ASSY.	USE ON CODE	EFFECTIVE	
					ON	THRU
9-16-						
	65490-1	. . Guide, transport	1	B, D		
115	471-074	. . Screw, machine, 6-32 NC-2A by 7/8 in., pan hd Phillips, stl cad plt (MS35208-30)	1			
116	471-072	. . Screw, machine, 6-32 NC-2A by 5/8 in., pan hd Phillips, stl cad plt (MS35208-28)	1			
117	502-003	. . Washer, #6 spring lock, stl cad plt (MS35338-41)	2			
118	501-009	. . Washer, #6 flat, stl cad plt (MS15795-206)	2			
119	31 01579 10	. . Bracket, hinge	1			
120	471-074	. . Screw, machine, 6-32 NC-2A by 7/8 in., pan hd Phillips, stl cad plt (MS35208-30)	3			
121	502-003	. . Washer, #6 spring lock, stl cad plt (MS35338-41)	3			
122	471-059	. . Screw, machine, 4-40 NC-2A by 3/16 in., pan hd Phillips, stl cad plt (MS35208-11)	2			
123	502-002	. . Washer, #4 spring lock, stl cad plt (MS35338-40)	2			
124	31 01585 10	. . Latch, spring	1			
125	31 01455 10	. . Bumper, head cover	2			
126	31 01584 10	. . Bracket, tape mechanism cover	1			
127	495-010	. . Insert, notched, 10-32, sst (Helicoil #1191-3CNX, 285)	4			
128	31 01551 10	. . Plate, overlay	1			
129	31 01549 10	. . Plate, precision	1			

ILLUSTRATED PARTS BREAKDOWN

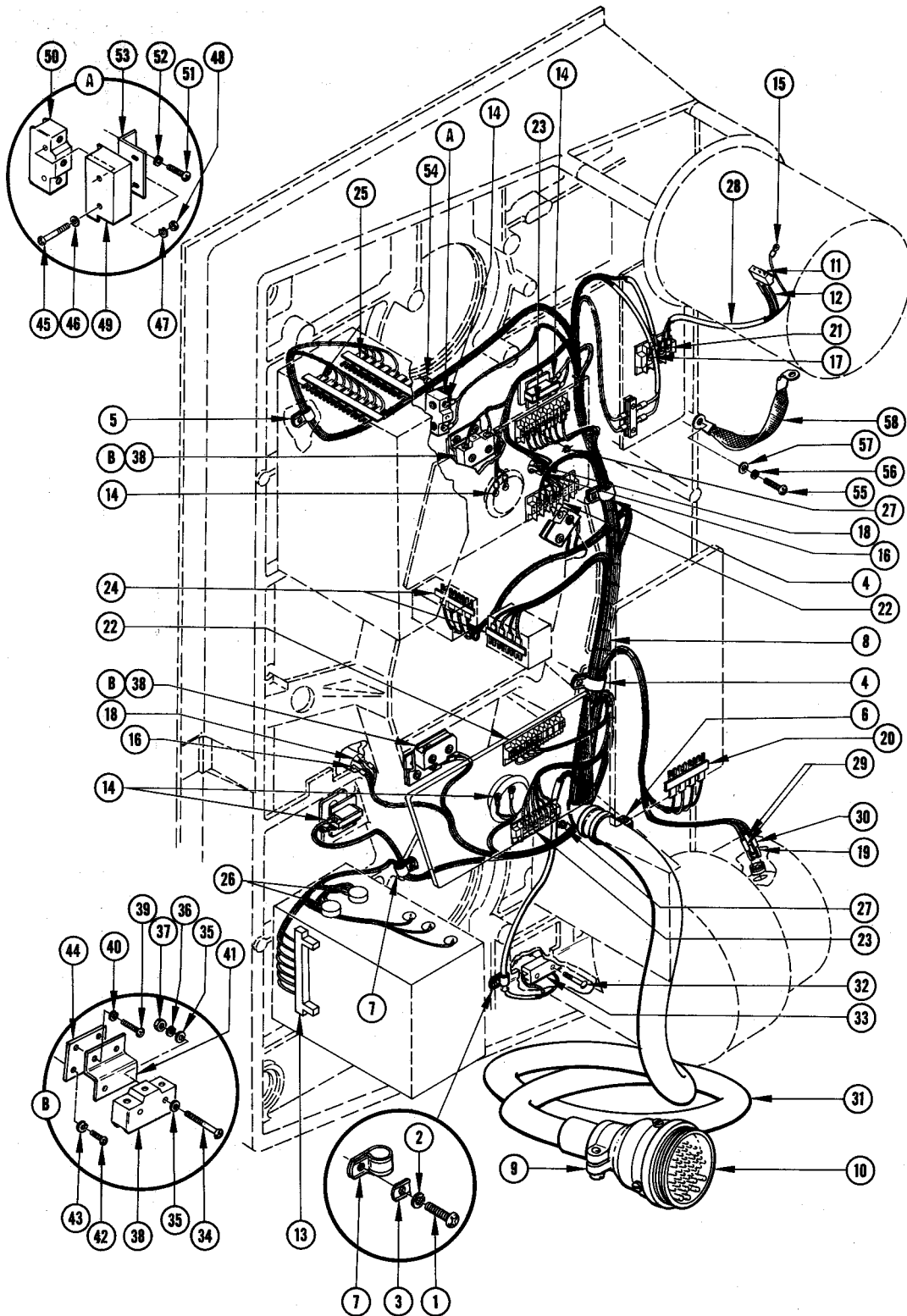


Figure 9-17
Cable, Switches, Vacuum Tubing, and Main Frame (sheet 1 of 2)



FIG. & INDEX NO.	AMPEX PART NO.	DESCRIPTION 1 2 3 4 5 6 7	QTY. PER ASSY.	USE ON CODE	EFFECTIVE	
					ON	THRU
9-17-		CABLE, SWITCHES, VACUUM TUBING, AND MAIN FRAME				
	31 01105 10	Transport Assembly (See Figure 9-2)	Ref	A		
	31 01097 10	Transport Assembly (See Figure 9-2)	Ref	B		
	31 01107 10	Transport Assembly (See Figure 9-2)	Ref	C		
	31 01106 10	Transport Assembly (See Figure 9-2)	Ref	D		
1	471-069	. Screw, machine, 6-32 NC-3A by 3/8 in., pan hd Phillips, stl cad plt (MS35208-25)	6			
2	502-003	. Washer, #6 spring lock, stl cad plt (MS35338-41)	6			
3	506-013	. Washer, cable clamp (Weckesser #D-140)	6			
4	302-049	. Clamp, cable, 1/2 in. (Commercial Plastic #742-8)	2			
5	302-007	. Clamp, cable, 1/4 in. (Commercial Plastic #742-4)	1			
6	302-013	. Clamp, cable, 5/8 in. (Commercial Plastic #742-10)	1			
7	302-058	. Clamp, cable, 1/8 in. (Commercial Plastic #742-2)	2			
8	31 01257 10	. Cable Assembly	1			
9	302-002	. . Clamp, cable, w/bushing (AN3057-16A)	1			
10	145-171	. . Connector, plug, male, 53 contact (P301) (Cannon #RLK-53-22-1)	1			
11	169-050	. . Connector, cable cap, 3 contact (P702) (AMP #480178-1)	1			
12	169-012	. . Connector, contact pin (AMP #42641-1)	3			
13	168-008	. . Connector, printed circuit board (P701) (Elco #5006-15-13-3-5-3/32)	1			
14	171-005	. . Connector, solderless, lug, ring tongue, for #6 stud (AMP #31879)	18			
15	171-007	. . Connector, solderless, lug, ring tongue, for #10 stud (AMP #31900)	1			
16	171-008	. . Connector, solderless, knife splice (AMP #31777)	4			
17	171-044	. . Connector, solderless, lug, ring tongue, for #5 or #6 stud (AMP #32442)	2			
18	172-006	. . Connector, solder, lug, plain, 1/4 in. ID (Zierick #29A)	2			
19	172-039	. . Connector, solder, lug, ring tongue, for #2 stud (Zierick #101-HBT)	3			
20	180-115	. . Terminal Strip, fanning strip, 4 lugs (FS707) (Jones #4-160-L)	1			

TM-2 Tape Transport

ILLUSTRATED PARTS BREAKDOWN

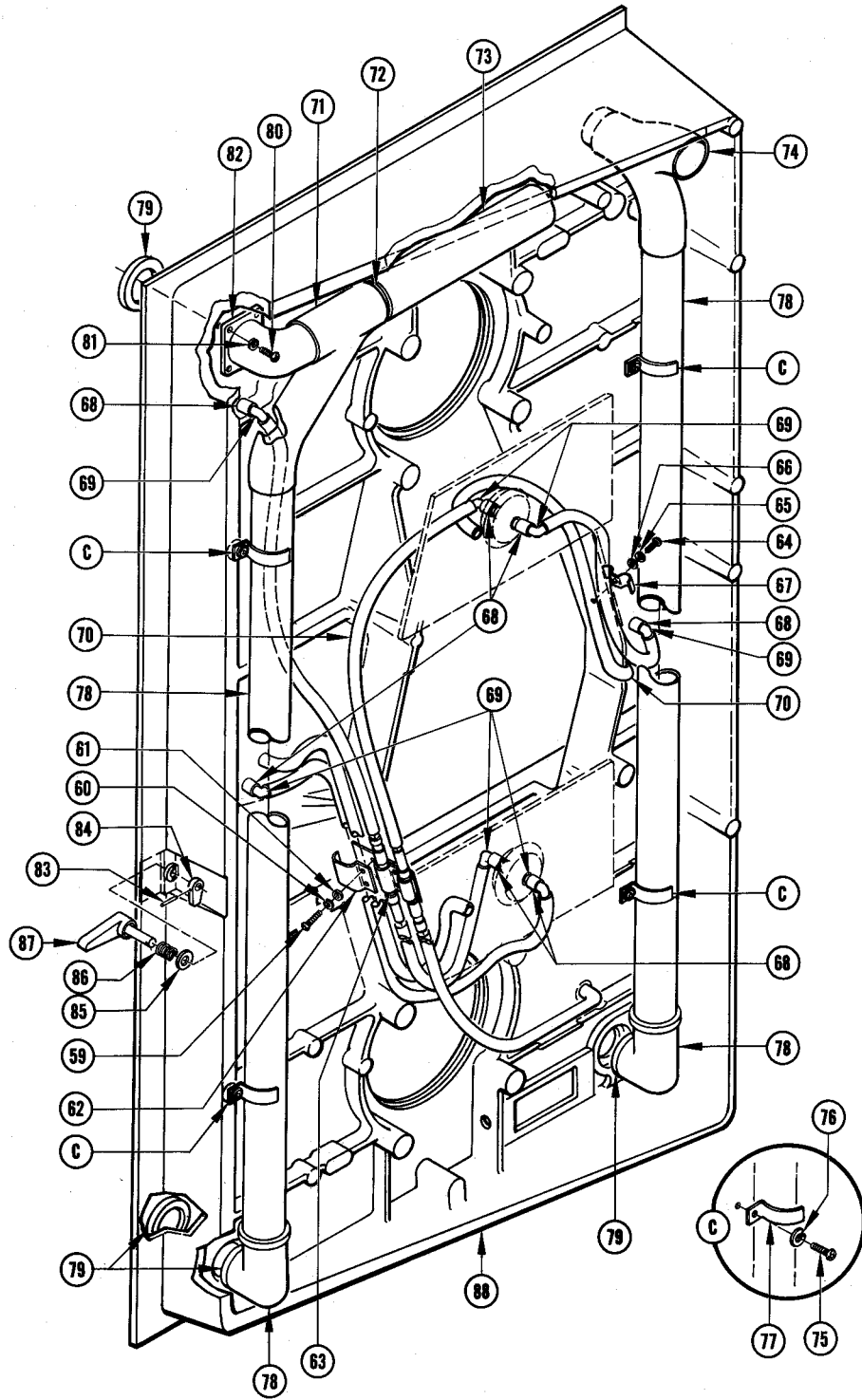


Figure 9-17
Cable, Switches, Vacuum Tubing, and Main Frame (sheet 2 of 2)



FIG. & INDEX NO.	AMPEX PART NO.	DESCRIPTION 1 2 3 4 5 6 7	QTY. PER ASSY.	USE ON CODE	EFFECTIVE	
					ON	THRU
9-17-						
21	180-119	. . Terminal Strip, barrier, 4 terminal, w/marker strip (TB709) (Kulka #600-3/4ST-4)	1			
22	180-116	. . Terminal Strip, barrier strip, 8 terminal, w/marker strip (TB701, TB702) (Kulka #410-3/4ST-8MFE)	2			
23	180-117	. . Terminal Strip, barrier strip, 7 terminal, w/marker strip (TB703, TB706) (Kulka #600-3/4ST-7)	2			
24	31 00640 10	. . Terminal Strip, fanning strip, 4 terminal (FS704, FS705)	2			
25	31 01443 10	. . Terminal Strip, fanning strip, 8 lug (FS3, FS4)	2			
26	044-297	. . Resistor, variable, wirewound, 1 k, 2 w, linear taper (R701, R702) (Clarostat #43-1000)	2			
27	013-139	. . Diode, silicon (CR706, CR707) (Texas Instrument #1N2069)	2			
28	600-008	. . Tubing, electrical, insulating, #3 black	A/R			
29	600-025	. . Tubing, electrical, insulating, #10 black	A/R			
30	600-014	. . Tubing, electrical, insulating, #8 black	A/R			
31	600-108	. . Tubing, electrical, insulating, 3/4 in. ID black	A/R			
32	471-333	. Screw, machine, 6-32 NC-3A by 3/16 in., flat hd Phillips, stl cad plt (MS35192-22)	2			
33	120-058	. Switch, cabinet interlock (S708) (Microswitch #3AC5)	1			
34	471-772	. Screw, machine, 4-40 NC-2A by 1 in., pan hd Phillips, stl cad plt (MS35208-20)	4			
35	501-008	. Washer, #4 flat, stl cad plt (MS15795-204)	8			
36	502-002	. Washer, #4 spring lock, stl cad plt (MS35338-40)	4			
37	492-008	. Nut, plain hex, 4-40 NC-2B, stl cad plt (MS35649-42)	4			
38	120-103	. Switch, tape packer, roller lever, spdt (S711, S712) (Microswitch #BZ-RW922-A2)	2			
39	471-068	. Screw, machine, 6-32 NC-2A by 5/16 in., pan hd Phillips, stl cad plt (MS35208-24)	4			
40	502-003	. Washer, #6 spring lock, stl cad plt (MS35338-41)	4			
41	31 01317 10	. Bracket, tape packer switch	2			
42	471-060	. Screw, machine, 4-40 NC-2A by 1/4 in., pan hd Phillips, stl cad plt (MS35208-12)	4			
43	502-002	. Washer, #4 spring lock, stl cad plt (MS35338-40)	4			

TM-2 Tape Transport

ILLUSTRATED PARTS BREAKDOWN

FIG. & INDEX NO.	AMPEX PART NO.	DESCRIPTION 1 2 3 4 5 6 7	QTY. PER ASSY.	USE ON CODE	EFFECTIVE	
					ON	THRU
9-17-						
44	31 01316 10	. Plate, tape packer switch	2			
45	471-075	. Screw, machine, 6-32 NC-2A by 1 in., pan hd Phillips, stl cad plt (MS35208-31)	2			
46	501-009	. Washer, #6 flat, stl cad plt (MS15795-206)	2			
47	502-003	. Washer, #6 spring lock, stl cad plt (MS35338-41)	2			
48	492-009	. Nut, plain hex, 6-32 NC-2B, stl cad plt (MS35649-62)	2			
49	31 01334 10	. Shield, write enable switch	1			
50	120-118	. Switch, write enable, rigid leaf actuator (S710) (Microswitch #BZ-RW80-A2)	1			
51	471-067	. Screw, machine, 6-32 NC-2A by 1/4 in., pan hd Phillips, stl cad plt (MS35208-23)	2			
52	502-003	. Washer, #6 spring lock, stl cad plt (MS35338-41)	2			
53	31 01294 10	. Bracket, write enable switch mounting	1			
54	31 01288 10	. Plunger, record lockout	1			
55	471-089	. Screw, machine, 10-32 NF-3A by 1/2 in., pan hd Phillips, stl cad plt (MS35209-55)	1			
56	502-005	. Washer, #10 spring lock, stl cad plt (MS35338-43)	1			
57	501-011	. Washer, #10 flat, stl cad plt (MS15795-208)	1			
58	31 01301 10	. Strap, ground	1			
59	471-061	. Screw, machine, 4-40 NC-2A by 5/16 in., pan hd Phillips, stl cad plt (MS35208-13)	2			
60	502-002	. Washer, #4 spring lock, stl cad plt (MS35338-40)	2			
61	501-008	. Washer, #4 flat, stl cad plt (MS15795-204)	2			
62	31 01331 10	. Clip, retainer, vacuum tubing	1			
63	31 01332 10	. Vacuum Test Assembly	1			
64	471-069	. Screw, machine, 6-32 NC-2A by 3/8 in., pan hd Phillips, stl cad plt (MS35208-25)	1			
65	502-003	. Washer, #6 spring lock, stl cad plt (MS35338-41)	1			
66	501-009	. Washer, #6 flat, stl cad plt (MS15795-206)	1			
67	31 01330 10	. Clip, retainer, vacuum tubing	1			
68	31 01328 10	. Tubing, nonmetallic	7			
69	31 01329 10	. Fitting, 90° elbow	7			



AMPEX COMPUTER PRODUCTS COMPANY

FIG. & INDEX NO.	AMPEX PART NO.	DESCRIPTION 1 2 3 4 5 6 7	QTY. PER ASSY.	USE ON CODE	EFFECTIVE	
					ON	THRU
9-17-						
70	600-107	. Tubing, nonmetallic, 3/16 in. ID by 1/16 in. thk wall, black (Tygon #R3400)	A/R			
71	31 01279 10	. Tee, rubber	1			
72	31 01286 10	. Duct, straight	1			
73	31 01308 10	. Tubing, tapered	1			
74	31 01278 10	. Tee, rubber	1			
75	471-078	. Screw, machine, 8-32 NC-2A by 3/8 in., pan hd Phillips, stl cad plt (MS35208-40)	4			
76	502-004	. Washer, #8 spring lock, stl cad plt (MS35338-42)	4			
77	31 01287 10	. Clip, tube	4			
78	31 01256 10	. Piping Assembly, vacuum	2			
79	31 01290 10	. Gasket	6			
80	471-069	. Screw, machine, 6-32 NC-2A by 3/8 in., pan hd Phillips, stl cad plt (MS35208-25)	4			
81	502-003	. Washer, #6 spring lock, stl cad plt (MS35338-41)	4			
82	31 01293 10	. Duct, flanged elbow	1			
83	406-026	. Rollpin, sst (Esna #79-022-094-500)	1			
84	31 01281 10	. Latch	1			
85	501-025	. Washer, 1/4 in. flat, stl cad plt (AN960-416L)	1			
86	31 01291 10	. Spring, latch	1			
87	31 01280 10	. Latch Handle Assembly	1			
88	31 01230 10	. Frame Finishing Assembly	1			

ILLUSTRATED PARTS BREAKDOWN

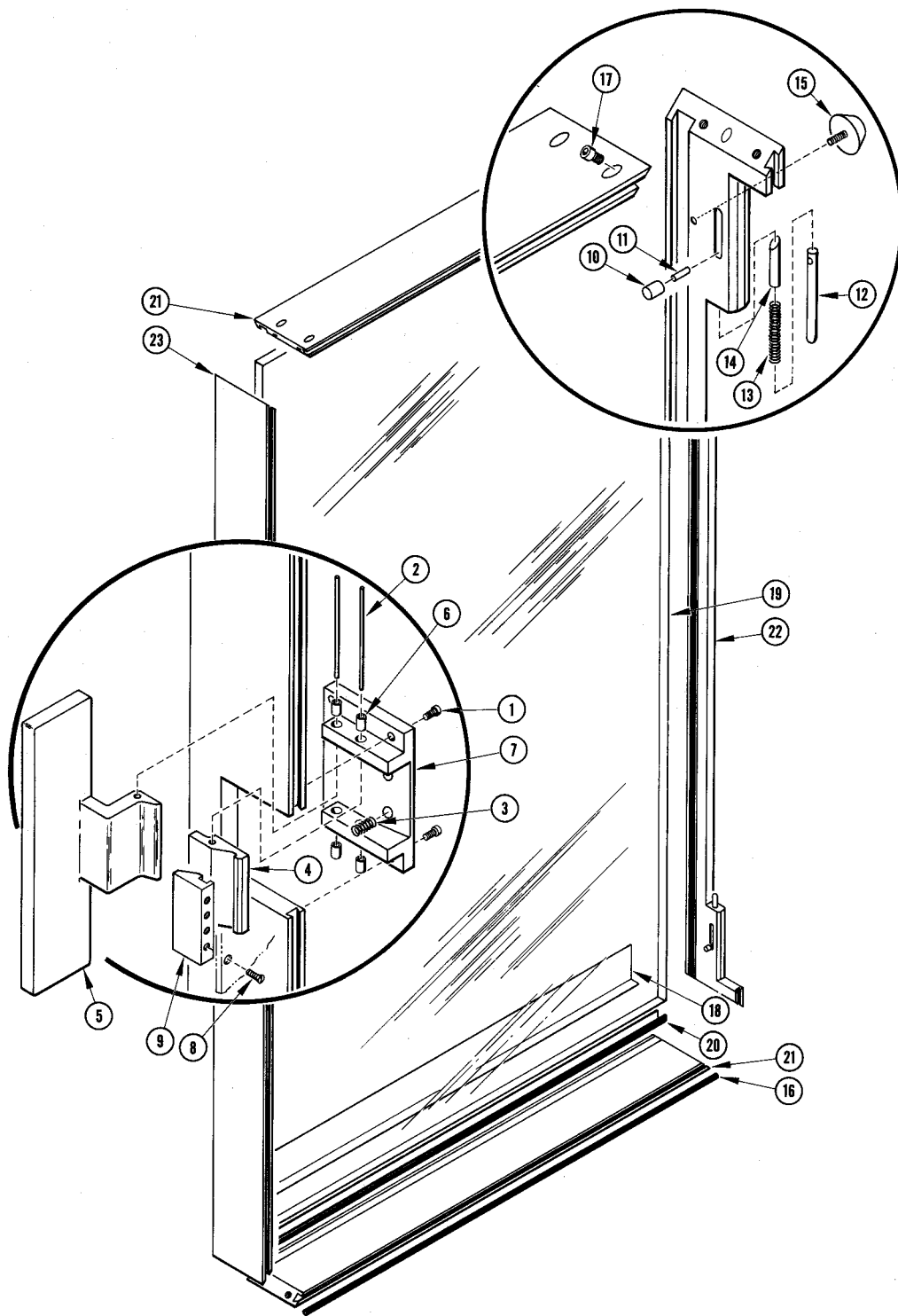


Figure 9-18
Transport Access Door



AMPEX COMPUTER PRODUCTS COMPANY

FIG. & INDEX NO.	AMPEX PART NO.	DESCRIPTION 1 2 3 4 5 6 7	QTY. PER ASSY.	USE ON CODE	EFFECTIVE	
					ON	THRU
9-18-		TRANSPORT ACCESS DOOR				
	31 01076 10	Door Assembly, transport cover (See Figure 9-2)	Ref	R		
	31 01077 10	Door Assembly, transport cover, w/Model No. (See Figure 9-2)	Ref	S		
	31 01075 10	Door Assembly, transport cover, w/Model No. and Ampex identification (See Figure 9-2)	Ref	T		
1	470-059	. Screw, cap, 4-40 NC-3A by 1/4 in., hex sch, sst, passivated	4			
2	402-022	. Pin, dowel, stl, .1252 dia by 2 in. lg (Davley #7-0432-1)	2			
3	31 01194 10	. Spring, latch	2			
4	31 01192 10	. Latch	1			
5	31 01193 10	. Handle, hook	1			
6	423-032	. Bushing, sleeve, plain, bronze (Chrysler Ampex #AA-110-2)	4			
7	31 01190 10	. Plate, latch	1			
8	471-372	. Screw, machine, 2-56 NC-2A by 1/4 in., 82° flat slotted hd, sst, passivated (MS35249-3)	4			
9	31 01199 10	. Strike	1			
10	31 01187 10	. Knob	2			
11	406-028	. Rollpin, sst (Esna #79-022-094-0562)	2			
12	31 01186 10	. Pin, hinge	2			
13	31 01185 10	. Spring, hinge	2			
14	31 01184 10	. Stop, spring	2			
15	250-023	. Bumper, neoprene, 3/8-16 thd by 3/8 in. (Rubbercraft #3066)	2			
16	269-090	. Molding, rubber (Rubbercraft #1124)	A/R			
17	470-076	. Screw, cap, 8-32 NC-3A by 1/4 in., hex sch, stl cad plt	8			
18	31 01191 10	. Identification Plate, w/Model No. (used on 31 01077 10)	1	S		
	31 01189 10	. Identification Plate, w/Model No. and Ampex identification (used on 31 01075 10)	1	T		
19	31 01188 10	. Glass, transport door	1			
20	225-064	. Tape, glazing, pressure sensitive one side (Everseal #916)	A/R			
21	31 01181 10	. Strip, top and bottom	2			

TM-2 Tape Transport

ILLUSTRATED PARTS BREAKDOWN

FIG. & INDEX NO.	AMPEX PART NO.	DESCRIPTION 1 2 3 4 5 6 7	QTY. PER ASSY.	USE ON CODE	EFFECTIVE	
					ON	THRU
9-18-						
22	31 01182 10	. Strip, hinge side	1			
23	31 01183 10	. Strip, latch side	1			



AMPEX COMPUTER PRODUCTS COMPANY

This page intentionally left blank.

ILLUSTRATED PARTS BREAKDOWN

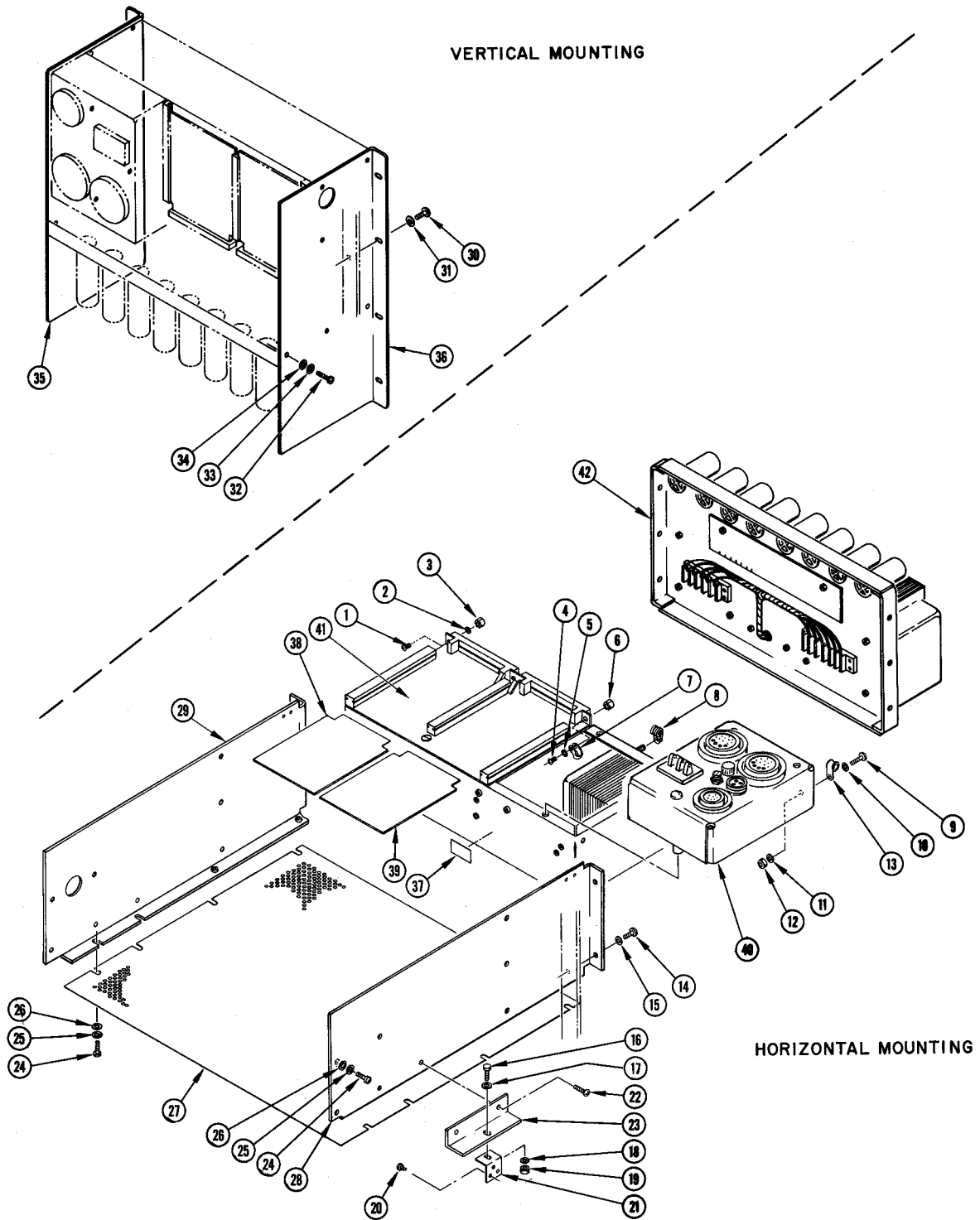


Figure 9-19
Transport Electronics Assembly



FIG. & INDEX NO.	AMPEX PART NO.	DESCRIPTION 1 2 3 4 5 6 7	QTY. PER ASSY.	USE ON CODE	EFFECTIVE	
					ON	THRU
9-19-		TRANSPORT ELECTRONICS ASSEMBLY				
	31 01110 10	Control Assembly, Power Supply (horizontal mounting) (See Figure 9-2)	Ref	E		
	31 01112 10	Control Assembly, Power Supply (vertical mounting) (See Figure 9-2)	Ref	F		
1	471-060	. Screw, machine, 4-40 NC-2A by 1/4 in., pan hd Phillips, stl cad plt (MS35208-12)	3			
2	501-008	. Washer, #4 flat, stl cad plt (MS15795-204)	3			
3	496-004	. Nut, keps, 4-40 NC-2B, ext tooth washer, stl cad plt (Shakeproof)	3			
4	471-064	. Screw, machine, 4-40 NC-2A by 1/2 in., pan hd Phillips, stl cad plt (MS35208-16)	1			
5	501-008	. Washer, #4 flat, stl cad plt (MS15795-204)	1			
6	496-004	. Nut, keps, 4-40 NC-2B, ext tooth washer, stl cad plt (Shakeproof)	1			
7	302-076	. Clamp, cable, black nylon (Weckesser Type 6)	1			
8	302-026	. Clamp, cable, loop type, w/rubber cushion (AN742D-10C)	1			
9	471-079	. Screw, machine, 8-32 NC-2A by 7/16 in., pan hd Phillips, stl cad plt (MS35208-41)	1			
10	501-010	. Washer, #8 flat, stl cad plt (MS15795-207)	1			
11	502-004	. Washer, #8 spring lock, stl cad plt (MS35338-42)	1			
12	492-010	. Nut, plain hex, 8-32 NC-2B, stl cad plt (MS35649-82)	1			
13	302-029	. Clamp, cable, loop type, w/rubber cushion (AN742D-14C)	1			
14	471-463	. Screw, machine, 12-24 NC-2A by 3/8 in., pan hd Phillips, stl cad plt	4	E		
15	502-049	. Washer, #12 spring lock, stl cad plt	4	E		
*16	471-688	. Screw, machine, 1/4-20 UNC-2A by 5/8 in., hex hd, stl cad plt	2	E		
*17	501-012	. Washer, 1/4 flat, stl cad plt (AN960-416)	4	E		
*18	502-006	. Washer, 1/4 spring lock, stl cad plt (MS35338-44)	2	E		
*19	492-012	. Nut, plain hex, 1/4-20 UNC-2B, stl cad plt (MS35690-42)	2	E		
*20	476-064	. Screw, self-tapping, 10-32 by 3/8 in., binder hd Phillips, stl cad plt (Parker Kalon)	6	E		
*Index numbers 16 thru 23 are for shipping purposes.						

TM-2 Tape Transport

ILLUSTRATED PARTS BREAKDOWN

FIG. & INDEX NO.	AMPEX PART NO.	DESCRIPTION 1 2 3 4 5 6 7	QTY. PER ASSY	USE ON CODE	EFFECTIVE	
					ON	THRU
9-19-						
*21	31 01361 10	. Bracket, mounting	2	E		
*22	471-090	. Screw, machine, 10-32 NF-2A by 5/8 in., pan hd Phillips, stl cad plt (MS35209-56)	4	E		
*23	31 01362 10	. Bracket, angle	2	E		
24	471-089	. Screw, machine, 10-32 NF-3A by 1/2 in., pan hd Phillips, stl cad plt (MS35209-55)	18	E		
25	502-005	. Washer, #10 spring lock, stl cad plt (MS35338-43)	18	E		
26	501-011	. Washer, #10 flat, stl cad plt (MS15795-208)	18	E		
27	31 01360 10	. Cover, perforated	1	E		
28	31 01352 10	. Bracket, angle, rack mounting, horizontal	1	E		
29	31 01353 10	. Bracket, angle, rack mounting, horizontal	1	E		
30	471-463	. Screw, machine, 12-24 NC-2A by 3/8 in., pan hd Phillips, stl cad plt	8	F		
31	502-049	. Washer, #12 spring lock, stl cad plt	8	F		
32	471-089	. Screw, machine, 10-32 NF-3A by 1/2 in., pan hd Phillips, stl cad plt (MS35209-55)	10	F		
33	502-005	. Washer, #10 spring lock, stl cad plt (MS35338-43)	10	F		
34	501-011	. Washer, #10 flat, stl cad plt (MS15795-208)	10	F		
35	31 01355 10	. Bracket, angle, vertical mounting	1	F		
36	31 01354 10	. Bracket, angle, vertical mounting	1	F		
37	31 00249 10	. Identification Plate	1			
38	31 01349 10	. Servo Amplifier Assembly (SA-500) (See Figure 9-24)	1			
39	31 01346 10	. Actuator Board Assembly (AC-400) (See Figure 9-23)	1			
40	31 01344 10	. Chassis Assembly (CC-300) (See Figure 9-22)	1			
41	31 01338 10	. Power Supply Assembly (PS-100) (See Figure 9-20)	1			
42	31 01341 10	. Power Supply Assembly, Servo Motor (PS-200) (See Figure 9-21)	1			
*Index numbers 16 thru 23 are for shipping purposes.						



AMPEX COMPUTER PRODUCTS COMPANY

This page intentionally left blank.

TM-2 Tape Transport
ILLUSTRATED PARTS BREAKDOWN

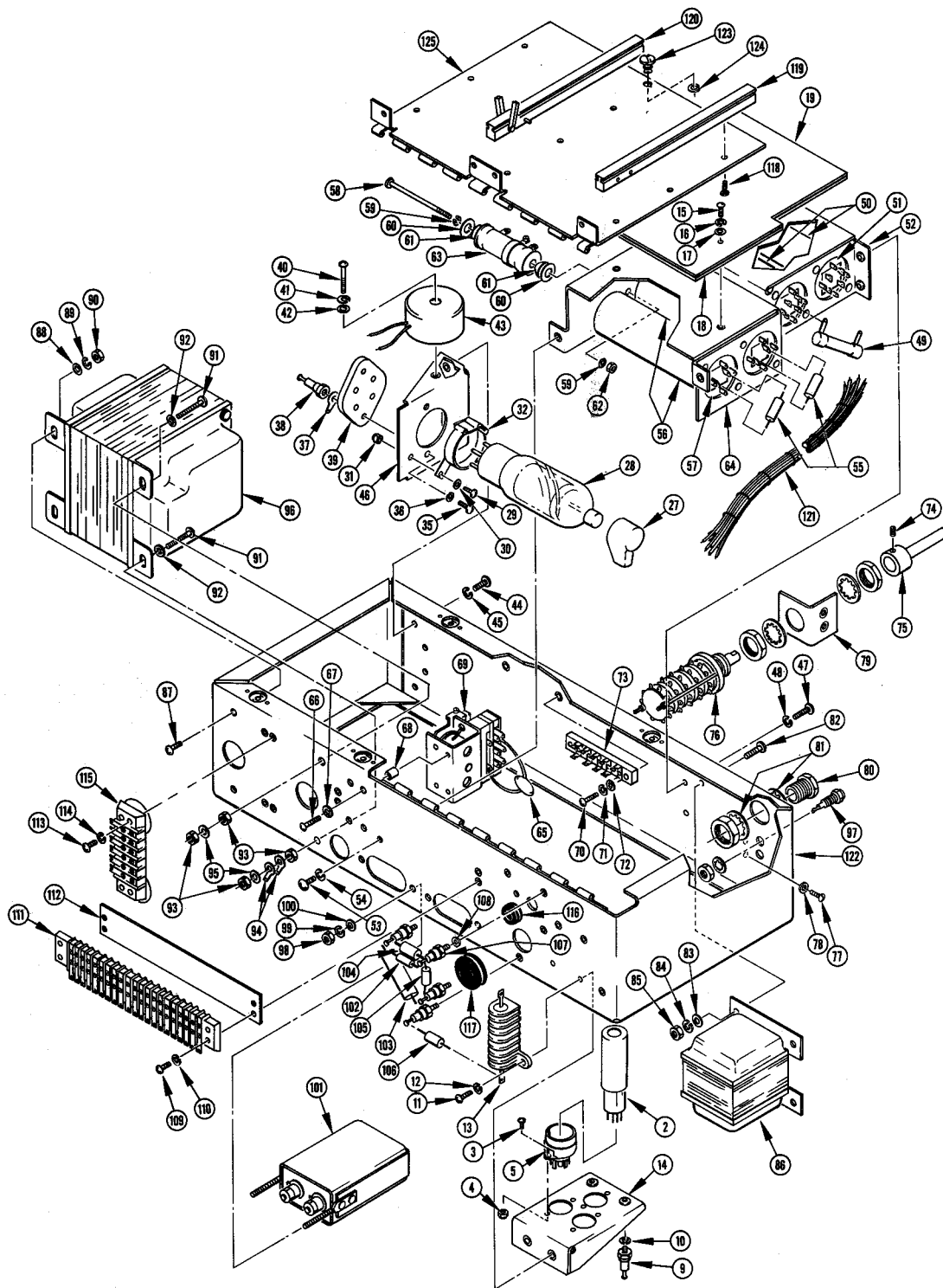


Figure 9-20
Electronics Power Supply PS-100 (sheet 1 of 2)



FIG. & INDEX NO.	AMPEX PART NO.	DESCRIPTION 1 2 3 4 5 6 7	QTY PER ASSY	USE ON CODE	EFFECTIVE	
					ON	THRU
9-20-		ELECTRONIC POWER SUPPLY (PS-100)				
	31 01338 10	Power Supply Assembly (PS-100) (See Figure 9-19)	Ref			
1	160-009	. Shield, tube (JAN: TS102U03)	3			
2	011-004	. Tube, voltage regulator, 150 vdc (V101, V102, V103) (RCA, Raytheon, Sylvania #OA2)	3			
3	471-060	. Screw, machine, 4-40 NC-2A by 1/4 in., pan hd Phillips, stl cad plt (MS35208-12)	6			
4	493-026	. Nut, self-locking, hex, 4-40 NC-2B, brass cad plt, nylon insert (Esna #92-1660-40)	6			
5	150-025	. Socket, miniature tube (JAN: TS102P01)	3			
6	043-128	. Resistor, fixed, wirewound, 10 k, 10 w, 5% (R101) (Clarostat Type AC-10-F)	1			
7	043-503	. Resistor, fixed, wirewound, 25 k, 5 w, 10% (R114) (Dalohm Type CS-5)	1			
8	043-178	. Resistor, fixed, wirewound, 5 k, 5 w, 5% (R102) (Dalohm Type RS-5)	1			
9	173-041	. Lug, terminal, standoff (Cambridge Thermionic #X1995-A)	2			
10	502-003	. Washer, #6 spring lock, stl cad plt (MS35338-41)	2			
11	471-061	. Screw, machine, 4-40 NC-2A by 5/16 in., pan hd Phillips, stl cad plt (MS35208-13)	5			
12	502-002	. Washer, #4 spring lock, stl cad plt (MS35338-40)	5			
13	043-280	. Resistor, fixed, wirewound, 50 ohm, 50 w, 10% (R107, R108) (Dalohm Type B-50)	2			
14	31 01656 10	. Chassis, regulator	1			
15	471-068	. Screw, machine, 6-32 NC-2A by 5/16 in., pan hd Phillips, stl cad plt (MS35208-24)	2			
16	502-031	. Washer, #6 lock, int tooth, sst (MS35333-71)	2			
17	501-009	. Washer, #6 flat, stl cad plt (MS15795-206)	2			
18	31 00904 10	. Board, insulation	1			
19	31 00901 10	. Terminal Board Assembly, diode rectifier	1			
20	070-022	. . Fuse, cartridge, slow blow, 1-1/4 amp (F103) (Littlefuse #313125)	1			
21	070-019	. . Fuse, cartridge, slow blow, 2 amp (F101, F102) (Littlefuse #313002)	2			

ILLUSTRATED PARTS BREAKDOWN

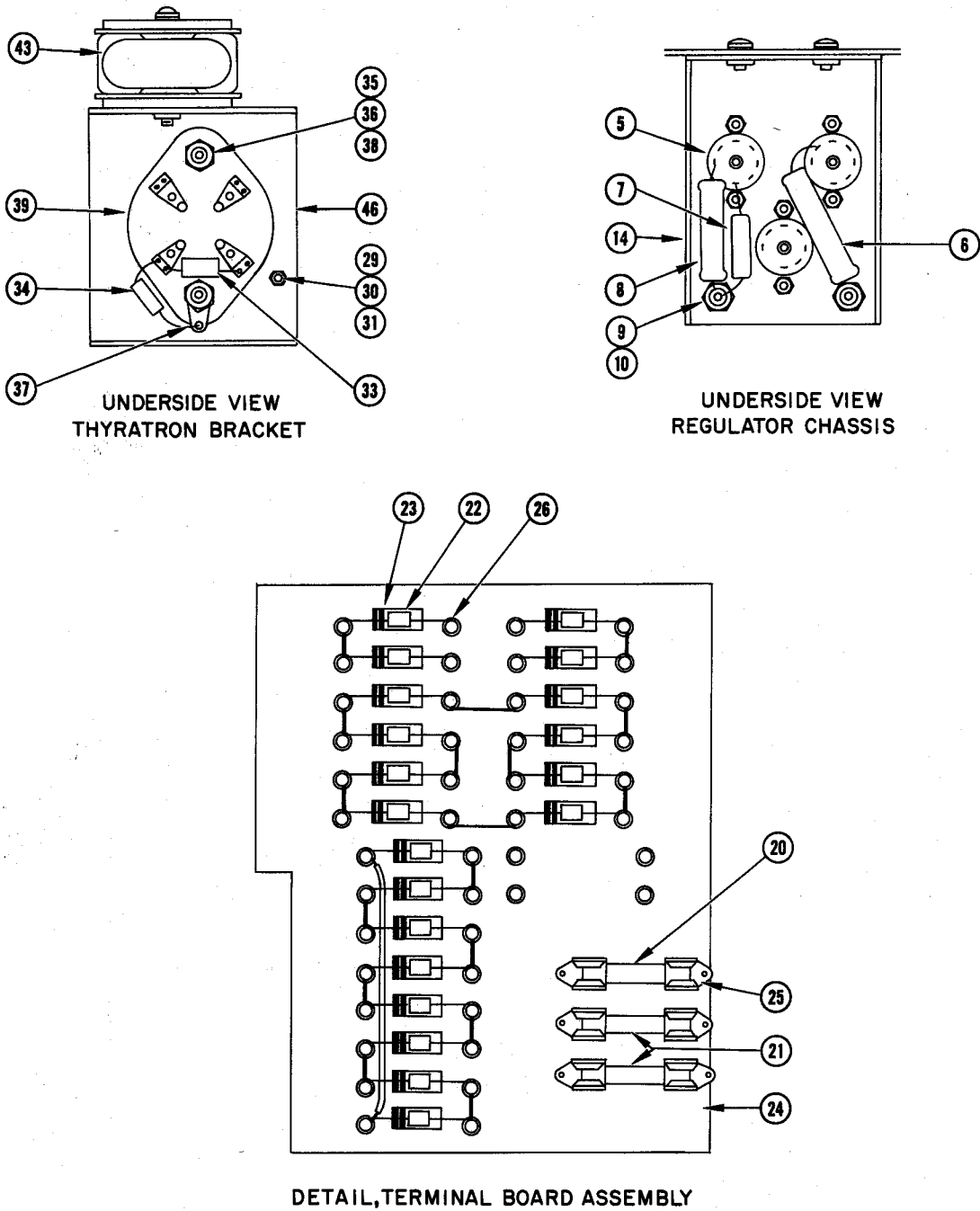


Figure 9-20
Electronics Power Supply PS-100 (sheet 2 of 2)

FIG. & INDEX NO.	AMPEX PART NO.	DESCRIPTION 1 2 3 4 5 6 7	QTY. PER ASSY.	USE ON CODE	EFFECTIVE	
					ON	THRU
9-20-						
22	013-198 <i>013-995</i>	. . Diode, silicon (CR101 thru CR120) (Texas Instrument #1N2071)	20			
23	041-174	. . Resistor, fixed, composition, 220 k, 1 w, 10% (R115, R117, R120, R122, R124, R126, R128, R130, R139 thru R146, R149 thru R152) (MIL-R-11: RC32GF224K)	20			
24	31 00902 10	. . Terminal Board Sub-Assembly	1			
25	130-005	. . . Fuse Clip (Bussman #4548)	6			
26	173-015	. . . Lug, terminal, turret (Usecos #1300B)	44			
27	162-017	. Cap, vacuum tube (Millen #36001)	1			
28	015-013	. Tube, thyratron (V104) (Taylor #C3J)	1			
29	471-061	. Screw, machine, 4-40 NC-2A by 5/16 in., pan hd Phillips, stl cad plt (MS35208-13)	1			
30	501-008	. Washer, #4 flat, stl cad plt (MS15795-204)	1			
31	493-026	. Nut, self-locking, hex, 4-40 NC-2B, brass cad plt, nylon insert (Esna #92-1660-40)	1			
32	300-001	. Clamp, tube (Birtcher #926C-2)	1			
33	034-105	. Capacitor, mica, .00047 uf, 1000 volt (C105) (Elmenco #VCM20D471J)	1			
34	041-031	. Resistor, fixed, composition, 1 meg, 1/2 w, 10% (R106) (MIL-R-11: RC20GF105K)	1			
35	471-070	. Screw, machine, 6-32 NC-2A by 7/16 in., pan hd Phillips, stl cad plt (MS35208-26)	2			
36	502-003	. Washer, #6 spring lock, stl cad plt (MS35338-41)	2			
37	172-003	. Lug, soldering, int tooth, (Shakeproof #2104-06)	1			
38	173-003	. Lug, terminal, turret (Usecos #1417)	2			
39	150-094	. Socket, tube (E. F. Johnson #122-224-100)	1			
40	471-448	. Screw, machine, 6-32 NC-2A by 1-1/4 in., pan hd Phillips, stl cad plt (MS35208-32)	1			
41	502-003	. Washer, #6 spring lock, stl cad plt (MS35338-41)	1			
42	501-009	. Washer, #6 flat, stl cad plt (MS15795-206)	1			
43	31 00330 10	. Choke Assembly, encapsulated (L101)	1			
44	471-078	. Screw, machine, 8-32 NC-2A by 3/8 in., pan hd Phillips, stl cad plt (MS35208-40)	4			

TM-2 Tape Transport

ILLUSTRATED PARTS BREAKDOWN

FIG. & INDEX NO.	AMPEX PART NO.	DESCRIPTION	QTY. PER ASSY.	USE ON CODE	EFFECTIVE	
					ON	THRU
9-20-		1 2 3 4 5 6 7				
45	502-004	. Washer, #8 spring lock, stl cad plt (MS35338-42)	4			
46	31 01654 10	. Bracket, thyatron	1			
47	471-078	. Screw, machine, 8-32 NC-2A by 3/8 in., pan hd Phillips, stl cad plt (MS35208-40)	4			
48	502-004	. Washer, #8 spring lock, stl cad plt (MS35338-42)	4			
	31 01650 10	. Capacitor-Rectifier Assembly (SA-500)	1			
49	043-120	. . Resistor, fixed, wirewound, 3500 ohm, 10 w, 5% (R111) (Clarostat Type AC-10-F)	1			
50	031-073	. . Capacitor, electrolytic, 4 x 20 uf, 450 volt (C101, C102) (Astron #EYQ2025)	2			
51	290-004	. . Bracket, capacitor (Mallory #BP-6)	2			
52	31 01850 10	. . Chassis, capacitor-rectifier	1			
53	471-078	. Screw, machine, 8-32 NC-2A by 3/8 in., pan hd Phillips, stl cad plt (MS35208-40)	2			
54	502-004	. Washer, #8 spring lock, stl cad plt (MS35338-42)	2			
	31 01651 10	. Capacitor-Rectifier Assembly (AC-400)	1			
55	041-224	. . Resistor, fixed, composition, 100 k, 2 w, 10% (R103, R104) (MIL-R-11: RC42GF104K)	2			
56	031-039	. . Capacitor, electrolytic, 125 uf, 450 volt (C103, C104) (Sprague Type DFP)	2			
57	290-004	. . Bracket, capacitor (Mallory #BP-6)	2			
58	471-514	. . Screw, machine, 8-32 NC-2A by 2-1/2 in., rd hd slotted, stl cad plt	1			
59	502-004	. . Washer, #8 spring lock, stl cad plt (MS35338-42)	2			
60	506-003	. . Washer, centering (Ohmite #6000)	2			
61	503-007	. . Washer, insulating, mica (Ohmite #6011)	2			
62	492-010	. . Nut, plain hex, 8-32 NC-2B, stl cad plt (MS35649-82)	1			
63	040-023	. . Resistor, variable, wirewound, 150 ohm, 25 w (R110) (Ohmite #0369)	1			
64	31 01851 10	. . Chassis, capacitor-rectifier	1			
65	030-032	. Capacitor, ceramic, .1 uf, 500 volt (C109) (Sprague #5HK-P1)	1			
66	471-071	. Screw, machine, 6-32 NC-2A by 1/2 in., pan hd Phillips, stl cad plt (MS35208-27)	4			



FIG. & INDEX NO.	AMPEX PART NO.	DESCRIPTION 1 2 3 4 5 6 7	QTY. PER ASSY.	USE ON CODE	EFFECTIVE	
					ON	THRU
9-20-						
67	502-003	. Washer, #6 spring lock, stl cad plt (MS35338-41)	4			
68	280-003	. Spacer, brass cad plt (Birnbach #1125)	4			
69	020-006	. Relay, 3 pole, double throw, 115 volt (K101) (Philtrol #33QA)	1			
70	471-063	. Screw, machine, 4-40 NC-2A by 7/16 in., pan hd Phillips, stl cad plt (MS35208-15)	2			
71	502-002	. Washer, #4 spring lock, stl cad plt (MS35338-40)	2			
72	501-008	. Washer, #4 flat, stl cad plt (MS15795-204)	2			
73	180-014	. Terminal Strip, 5 double terminals (TB103) (Jones #5-170)	1			
74		. Setscrew, 6-32 NC-2B	1			
75	31 01659 10	. Shaft, extender	1			
76	122-077	. Switch, rotary, miniature, 5 pole, 7 throw, w/mounting hardware (S501) (Grayhill #12005-7 w/12C1087)	1			
77	471-068	. Screw, machine, 6-32 NC-2A by 5/16 in., pan hd Phillips, stl cad plt (MS35208-24)	2			
78	502-003	. Washer, #6 spring lock, stl cad plt (MS35338-41)	2			
79	31 01660 10	. Bracket, switch mounting	1			
80	281-018	. Bushing, panel, brass nickel plt (H. H. Smith #119)	1			
81	502-077	. Washer, 3/8 lock, int tooth, stl (Shakeproof #1220-02)	2			
82	471-087	. Screw, machine, 10-32 NF-2A by 3/8 in., pan hd Phillips, stl cad plt (MS35209-53)	4			
83	501-011	. Washer, #10 flat, stl cad plt (MS15795-208)	4			
84	502-005	. Washer, #10 spring lock, stl cad plt (MS35338-43)	4			
85	492-011	. Nut, plain hex, 10-32 NF-2B, stl cad plt (MS35650-102)	4			
86	31 01653 10	. Transformer, power (T101)	1			
87	471-087	. Screw, machine, 10-32 NC-2A by 3/8 in., pan hd Phillips, stl cad plt (MS35209-53)	2			
88	501-011	. Washer, #10 flat, stl cad plt (MS15795-208)	2			
89	502-005	. Washer, #10 spring lock, stl cad plt (MS35338-43)	2			
90	492-011	. Nut, plain hex, 10-32 NF-2B, stl cad plt (MS35650-102)	2			
91	471-093	. Screw, machine, 10-32 NF-2A by 1 in., pan hd Phillips, stl cad plt (MS35209-59)	2			

TM-2 Tape Transport

ILLUSTRATED PARTS BREAKDOWN

FIG. & INDEX NO.	AMPEX PART NO.	DESCRIPTION	QTY. PER ASSY	USE ON CODE	EFFECTIVE	
					ON	THRU
9-20-		1 2 3 4 5 6 7				
92	502-027	. Washer, #10 lock, int tooth, stl cad plt (MS35333-39)	2			
93	492-011	. Nut, plain hex, 10-32 NF-2B, stl cad plt (MS35650-102)	4			
94	172-028	. Lug, soldering, brass (H. H. Smith #1493)	2			
95	501-011	. Washer, #10 flat, stl cad plt (MS15795-208)	2			
96	31 01649 10	. Transformer, power (T102)	1			
97	148-011	. Jack, test point, w/mounting hardware (TP501, TP502) (Cannon #45E1)	2			
98	492-011	. Nut, plain hex, 10-32 NF-2B, stl cad plt (MS35650-102)	4			
99	502-005	. Washer, #10 spring lock, stl cad plt (MS35338-43)	4			
100	501-011	. Washer, #10 flat, stl cad plt (MS15795-208)	4			
101	036-059	. Capacitor, paper, rectangular, 2 uf, 600 volt (C106, C107) (Sprague #CP70B1EF205K)	2			
102	031-211	. Capacitor, electrolytic, 35 uf, 25 volt (C108) (Sprague #TE1208)	1			
103	035-366	. Capacitor, tubular, .47 uf, 1000 volt (C110) (Gudeman #XFS26159-20)	1			
104	041-106	. Resistor, fixed, composition, 4300 ohm, 1 w, 5% (R109) (MIL-R-11: RC32GF432J)	1			
105	041-536	. Resistor, fixed, composition, 200 k, 2 w, 5% (R113) (MIL-R-11: RC42GF204J)	1			
106	041-224	. Resistor, fixed, composition, 120 k, 2 w, 10% (R105) (MIL-R-11: RC42GF124K)	1			
107	173-041	. Lug, terminal, standoff (Cambridge Thermionic #X1995-A)	4			
108	502-003	. Washer, #6 spring lock, stl cad plt (MS35338-41)	4			
109	471-063	. Screw, machine, 4-40 NC-2A by 7/16 in., pan hd Phillips, stl cad plt (MS35208-15)	4			
110	502-002	. Washer, #4 spring lock, stl cad plt (MS35338-40)	4			
111	180-049	. Terminal Strip, barrier type, 22 terminal (TB101) (Kulka #410-3/4ST-22M)	1			
112	31 01648 10	. Insulator, barrier strip	1			
113	471-063	. Screw, machine, 4-40 NC-2A by 7/16 in., pan hd Phillips, stl cad plt (MS35208-15)	4			
114	502-002	. Washer, #4 spring lock, stl cad plt (MS35338-40)	4			



AMPEX COMPUTER PRODUCTS COMPANY

FIG. 8 INDEX NO.	AMPEX PART NO.	DESCRIPTION 1 2 3 4 5 6 7	QTY. PER ASSY.	USE ON CODE	EFFECTIVE	
					ON	THRU
9-20-						
115	180-082	. Terminal Strip, barrier type, 6 terminal (TB102) (Kulka #600-3/4ST-6 w/marker strip)	1			
116	260-005	. Grommet, neoprene (Rubbercraft #6)	1			
117	260-007	. Grommet, neoprene (MS35489-13)	2			
118	471-059	. Screw, machine, 4-40 NC-2A by 3/16 in., pan hd Phillips, stl cad plt (MS35208-11)	9			
119	31 01652 10	. Track, circuit board	2			
120	31 01662 10	. Track, circuit board	1			
121	31 01658 10	. Cable Harness	1			
122	31 01655 10	. Chassis Assembly	1			
123	431-010	. . Retainer, hairpin, external (Southco #82-32-101-17)	1			
124	310-061	. . Fastener, oval hd, 1/4 turn (Southco #2-0-140)	1			
125	31 01800 10	. . Cover Assembly, hinged	1			

ILLUSTRATED PARTS BREAKDOWN

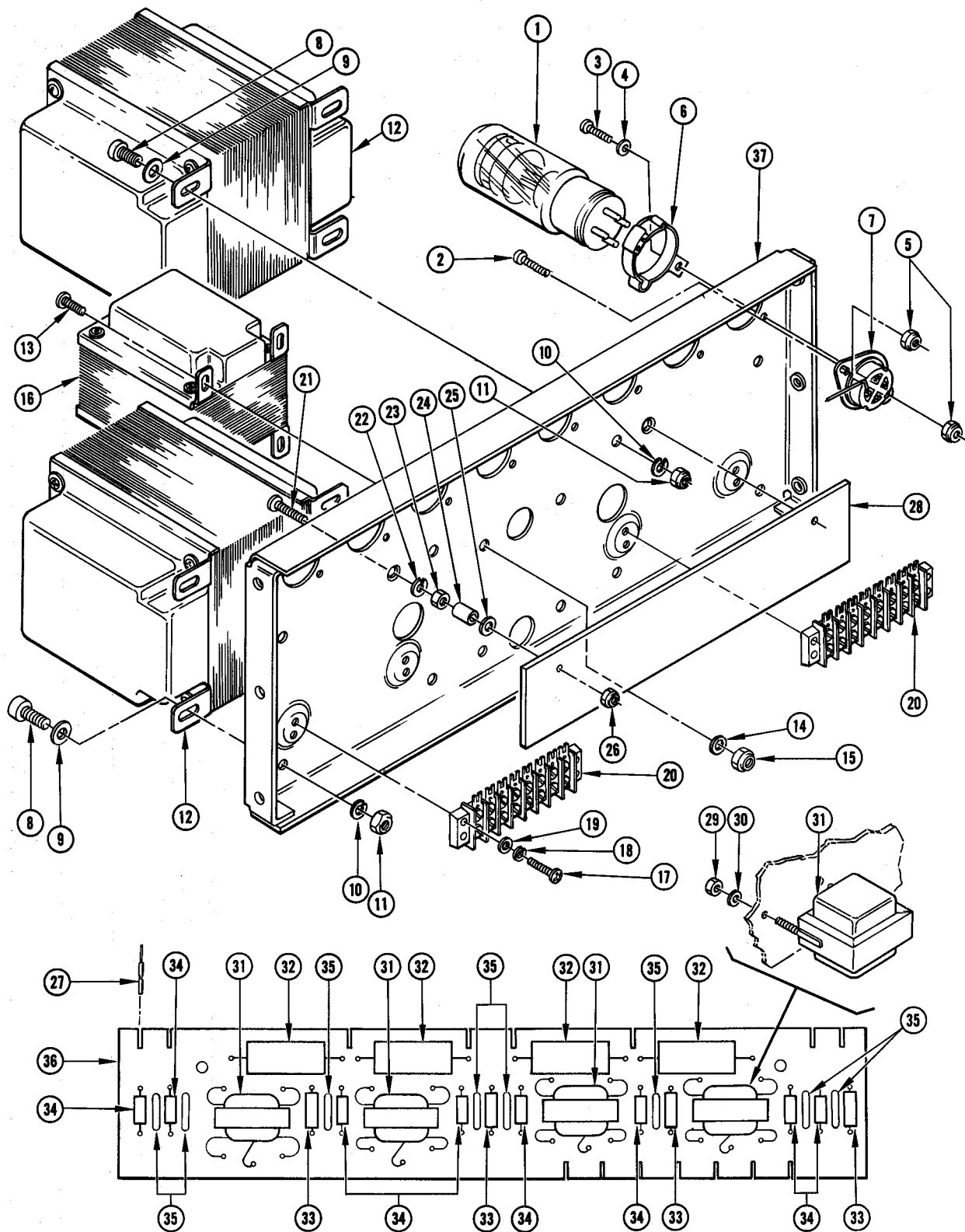


Figure 9-21
Servo Motor Power Supply PS-200



AMPEX COMPUTER PRODUCTS COMPANY

FIG. & INDEX NO.	AMPEX PART NO.	DESCRIPTION 1 2 3 4 5 6 7	QTY. PER ASSY.	USE ON CODE	EFFECTIVE	
					ON	THRU
9-21-		SERVO MOTOR POWER SUPPLY (PS-200)				
	31 01341 10	Power Supply Assembly, Servo Motor (PS-200) (See Figure 9-19)	Ref			
1	015-012	. Tube, thyatron (V201 thru V208) (Electrons Inc #ELC1K, National Electronics #N16014/C1K)	8			
2	471-069	. Screw, machine, 6-32 NC-2A by 3/8 in., pan hd Phillips, stl cad plt (MS35208-25)	8			
3	471-071	. Screw, machine, 6-32 NC-2A by 1/2 in., pan hd Phillips, stl cad plt (MS35208-27)	8			
4	501-009	. Washer, #6 flat, stl cad plt (MS15795-206)	8			
5	493-015	. Nut, self-locking, hex, 6-32 NC-2B, stl cad plt, nylon insert (Esna Type NM)	16			
6	300-001	. Clamp, tube (Birtcher #926C-2)	8			
7	150-058	. Socket, tube, ceramic (Millen #33004)	8			
8	470-045	. Screw, cap, 1/4-20 UNC-3A by 1/2 in., hex sch, stl cad plt (MS35457-33)	8			
9	501-012	. Washer, 1/4 flat, stl cad plt (AN960-416)	8			
10	502-006	. Washer, 1/4 spring lock, stl cad plt (MS35338-44)	8			
11	492-012	. Nut, plain hex, 1/4-20 UNC-2B, stl cad plt (MS35690-402)	8			
12	31 01666 10	. Transformer, step-up (T206, T207)	2			
13	471-088	. Screw, machine, 10-32 NF-3A by 7/16 in., pan hd Phillips, stl cad plt (MS35209-54)	4			
14	501-011	. Washer, #10 flat, stl cad plt (MS15795-208)	4			
15	493-008	. Nut, self-locking, hex, 10-32 NF-3B, stl cad plt, nylon insert (Esna Type NM)	4			
16	31 01667 10	. Transformer, step-down (T205)	1			
17	471-064	. Screw, machine, 4-40 NC-2A by 1/2 in., pan hd Phillips, stl cad plt (MS35208-16)	8			
18	502-002	. Washer, #4 spring lock, stl cad plt (MS35338-40)	8			
19	501-008	. Washer, #4 flat, stl cad plt (MS15795-204)	8			
20	180-051	. Terminal Strip (TB201, TB202) (Kulka #600-3/4ST-8 w/marker strip)	2			
21	471-872	. Screw, machine, 6-32 by 1 in., 100° flat hd Phillips, stl cad plt	2			
22	502-003	. Washer, #6 spring lock, stl cad plt (MS35338-41)	2			

TM-2 Tape Transport

ILLUSTRATED PARTS BREAKDOWN

FIG. & INDEX NO.	AMPEX PART NO.	DESCRIPTION 1 2 3 4 5 6 7	QTY. PER ASSY.	USE ON CODE	EFFECTIVE	
					ON	THRU
9-21-						
23	492-009	. Nut, plain hex, 6-32 NC-2B, stl cad plt (MS35649-62)	2			
24	280-006	. Spacer, for #6 screw, brass cad plt (H. Smith #2101, Birnbach #1126)	2			
25	503-035	. Washer, flat, nonmetallic (Walsco #7836)	2			
26	493-015	. Nut, self-locking, hex, 6-32 NC-2B, stl cad plt, nylon insert (Esna Type NM)	2			
27	171-024	. Connector, solderless (AMP #42587-2)	15			
28	31 01664 10	. Bias Assembly (PS-200)	1			
29	492-032	. . Nut, plain hex, special, 4-40 NC-2B, stl cad plt	8			
30	502-090	. . Washer, #4 spring lock, stl cad plt	8			
31	31 01814 10	. . Transformer, bias (T1 thru T4)	4			
32	035-285	. . Capacitor, tubular, .68 uf, 200 volt (C1, C4, C7, C10) (Sprague #118P68492S4)	4			
33	043-471	. . Resistor, fixed, wirewound, 4700 ohm, 3 w, 3% (R1, R4, R7, R10) (Dalohm Type RLS-2B)	4			
34	041-076	. . Resistor, fixed, composition, 220 k, 1/2 w, 10% (R2, R3, R5, R6, R8, R9, R11, R12) (MIL-R-11: RC20GF224K)	8			
35	030-002	. . Capacitor, ceramic, .01 uf, 500 volt (C2, C3, C5, C6, C8, C9, C11, C12) (Erie #811-000-GP-103P)	8			
36	31 01813 10	. . Printed Circuit Board, bias	1			
37	31 01663 10	. Chassis, servo power supply	1			



AMPEX COMPUTER PRODUCTS COMPANY

This page intentionally left blank.



FIG. & INDEX NO.	AMPEX PART NO.	DESCRIPTION 1 2 3 4 5 6 7	QTY. PER ASSY	USE ON CODE	EFFECTIVE	
					ON	THRU
9-22-		CONNECTOR CHASSIS (CC-300)				
	31 01344 10	Chassis Assembly (CC-300) (See Figure 9-19)	Ref			
1	070-008	. Fuse, cartridge, 6 amp, fast blow (F301) (Littlefuse #312006)	1			
2	130-013	. Holder, fuse, w/mounting hardware (Bussman #HKP)	1			
3	471-066	. Screw, machine, 6-32 NC-2A by 3/16 in., pan hd Phillips, stl cad plt (MS35208-32)	6			
4	502-025	. Washer, #6 lock, int tooth, stl cad plt (MS35333-37)	6			
5	126-018	. Circuit Breaker, 25 amp, 2 pole, companion series (CB301, CB302) (Heineman #XAM33-25)	1			
6	126-023	. Circuit Breaker, 7 amp, 115 volt ac, 60 cps (CB303) (Heineman #AM-12)	1			
7	030-129	. Capacitor, ceramic, .01 uf, 1000 volt (CD #BYA10S1M)	2			
8	471-063	. Screw, machine, 4-40 NC-2A by 7/16 in., pan hd Phillips, stl cad plt (MS35208-15)	2			
9	501-008	. Washer, #4 flat, stl cad plt (MS15795-204)	2			
10	502-002	. Washer, #4 spring lock, stl cad plt (MS35338-40)	2			
11	492-008	. Nut, plain hex, 4-40 NC-2B, stl cad plt (MS35649-42)	2			
12	180-082	. Terminal Strip, barrier type (Kulka #600-3/4ST-6 w/marker strip)	1			
13	471-069	. Screw, machine, 6-32 NC-2A by 3/8 in., pan hd Phillips, stl cad plt (MS35208-25)	12			
14	501-009	. Washer, #6 flat, stl cad plt (MS15795-206)	12			
15	502-003	. Washer, #6 spring lock, stl cad plt (MS35338-41)	15			
16	492-009	. Nut, plain hex, 6-32 NC-2B, stl cad plt (MS35649-62)	12			
17	471-062	. Screw, machine, 4-40 NC-2A by 3/8 in., pan hd Phillips, stl cad plt (MS35208-14)	4			
18	501-008	. Washer, #4 flat, stl cad plt (MS15795-204)	4			
19	502-002	. Washer, #4 spring lock, stl cad plt (MS35338-40)	4			
20	492-008	. Nut, plain hex, 4-40 NC-2B, stl cad plt (MS35649-42)	4			
21	31 01670 10	. Cable Assembly	1			
22	146-142	. . Connector, receptacle, female, 50 contacts (J303) (Cannon #RLK-A50-31SL)	1			
23	146-141	. . Connector, receptacle, female, 53 contacts (J301) (Cannon #RLK-A53-31SL)	1			

ILLUSTRATED PARTS BREAKDOWN

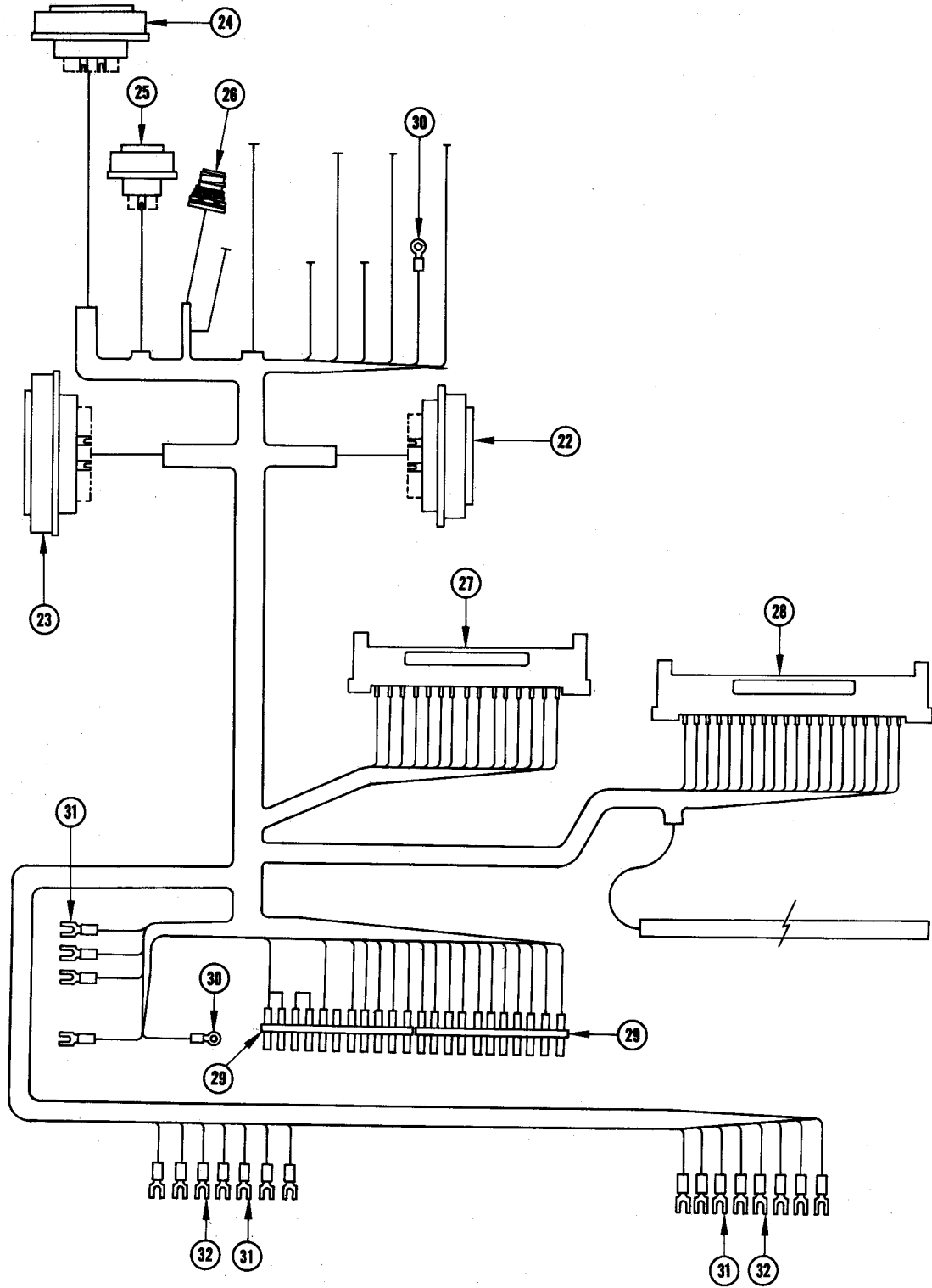


Figure 9-22
Connector Chassis CC-300 (sheet 2 of 2)



AMPEX COMPUTER PRODUCTS COMPANY

FIG. & INDEX NO.	AMPEX PART NO.	DESCRIPTION 1 2 3 4 5 6 7	QTY. PER ASSY.	USE ON CODE	EFFECTIVE	
					ON	THRU
9-22-						
24	146-143	. . Connector, receptacle, female, 37 contacts (J304) (Cannon #RFK-37-31SL)	1			
25	147-105	. . Connector, receptacle, male, 3 contacts (J302) (Cannon #GK-S3-32S)	1			
26	146-042	. . Connector, receptacle, female, 3 contacts, w/mounting hardware (J305) (Cannon #MC-14E-8-3SN)	1			
27	168-008	. . Connector, printed circuit board (J401) (Elco #5006-15-13-3-5-3/32)	1			
28	168-009	. . Connector, printed circuit board (J501) (Elco #5006-20-13-3-5-1/16)	1			
29	31 01816 10	. . Fanning Strip	2			
30	171-007	. . Connector, solderless, ring tongue (AMP #31900)	11			
31	171-066	. . Connector, solderless, red, spade lug (Burndy #SE18-Z2)	15			
32	171-065	. . Connector, solderless, blue, spade lug (Burndy #SE14-Z2)	4			
	171-016	. . Connector, solderless, ring tongue (AMP #34170)	13			
	171-072	. . Connector, solderless, crimp type (Burndy #YEC-150)	8			
	171-096	. . Connector, solderless, crimp type (Burndy #YEC-180)	4			
33	260-018	. . Grommet, neoprene, 1-1/4 in. ID (Rubbercraft #71)	1			
34	310-086	. Screw, fastener, sst (Southco #58-33-1-56)	3			
35	503-042	. Washer, retaining, nonmetallic (Southco #17-10014-11)	3			
36	31 01020 10	. Spacer, chassis	3			
37	31 01669 10	. Chassis, connector	1			

ILLUSTRATED PARTS BREAKDOWN

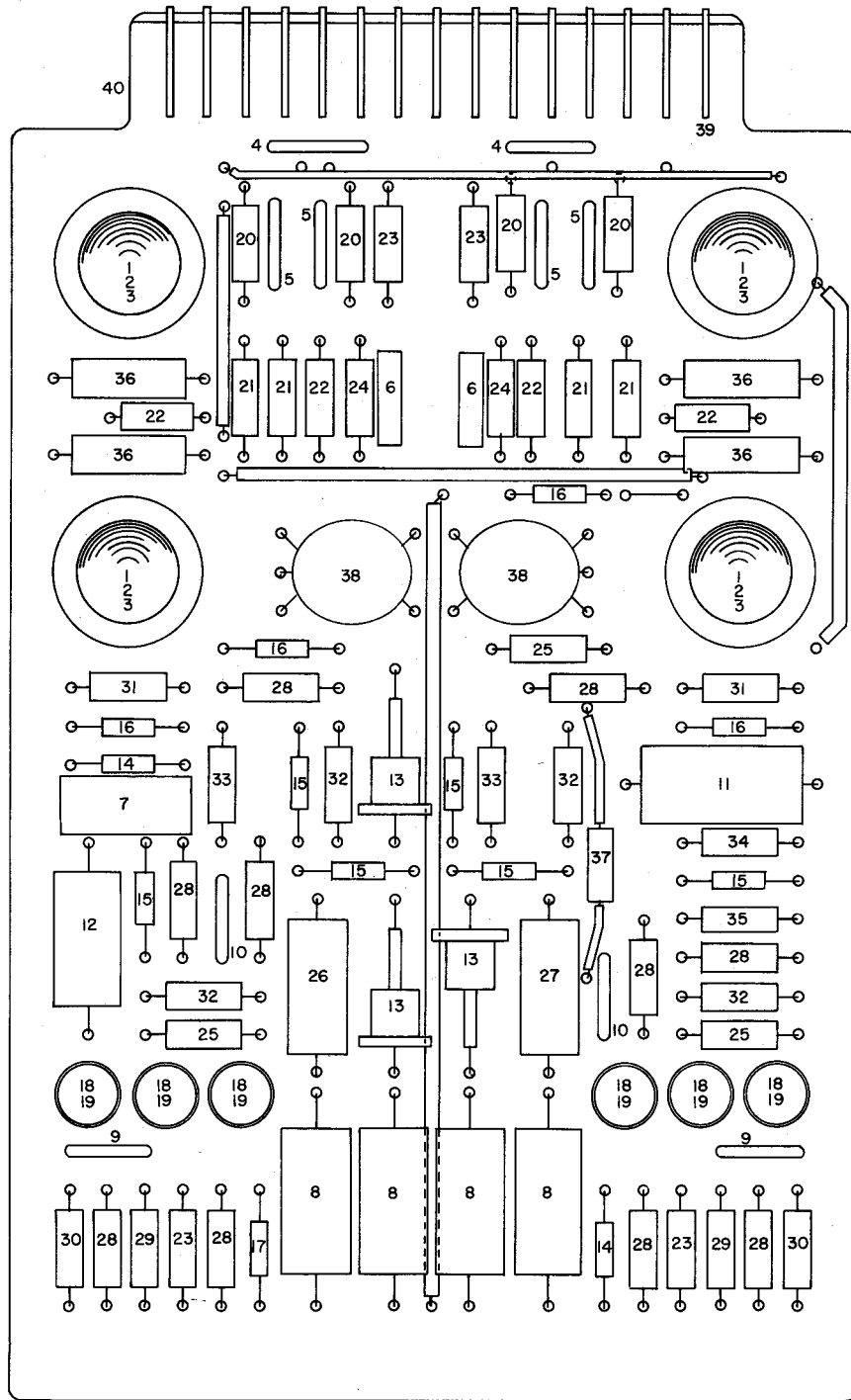


Figure 9-23
Actuator Control Unit AC-400



FIG. & INDEX NO.	AMPEX PART NO.	DESCRIPTION	QTY. PER ASSY.	USE ON CODE	EFFECTIVE	
					ON	THRU
9-23-		ACTUATOR CONTROL UNIT (AC-400)				
	31 01346 10	Actuator Board Assembly (AC-400) (See Figure 9-19)	Ref			
1	160-007	. Shield, tube (Elco #120)	4			
2	012-136	. Tube, electron (V1, V2, V3, V4,) (CBS, GE, RCA #5727)	4			
3	150-097	. Socket, tube (Cinch #53P24234)	4			
4	030-004	. Capacitor, ceramic, 2 x .001 uf, 500 volt (C1A, C1B, C6A, C6B) (Centralab #DD2-102)	2			
5	020-043	. Capacitor, ceramic, .0022 uf, 500 volt (C2, C4, C7, C9) (Erie #811-000-GP-222P)	4			
6	030-101	. Capacitor, ceramic, .47 uf, 25 volt (C3, C8) (Sprague #5C11)	2			
7	031-211	. Capacitor, electrolytic, 35 uf, 25 volt (C5) (Sprague #TE1208)	1			
8	037-110	. Capacitor, tantalum, 100 uf, 30 volt (C10 thru C13) (Sprague #109D107C2030T2)	4			
9	030-095	. Capacitor, ceramic, .1 uf, 25 volt (C14, C17) (Sprague #5C7)	2			
10	030-094	. Capacitor, ceramic, 1 uf, 25 volt (C15, C16) (Sprague #5C13)	2			
11	031-129	. Capacitor, electrolytic, 20 uf, 50 volt (C18) (Sprague #TE1305)	1			
12	031-135	. Capacitor, electrolytic, 30 uf, 15 volt (C19) (Sprague #TE1158)	1			
13	013-050	. Diode, crystal (CR1, CR3, CR4) (General Electric #1N537)	3			
14	013-162	. Diode, zener (CR2, CR15) (Hoffman #1N718A)	2			
15	013-151	. Diode, germanium (CR5, CR6, CR11 thru CR14) (General Instrument #DR482)	6			
16	013-028	. Diode, silicon (CR7 thru CR10) (Hughes #1N462)	4			
17	013-102	. Diode, zener (CR16) (Hoffman #1N716A)	1			
18	014-007	. Transistor (Q1 thru Q6) (CBS #2N438)	6			
19	280-030	. Spacer, transistor (Milton Ross #10012)	6			
20	041-089	. Resistor, fixed, composition, 4.7 meg, 1/2 w, 10% (R1, R8, R10, R17) (MIL-R-11: RC20GF475K)	4			
21	041-065	. Resistor, fixed, composition, 27 k, 1/2 w, 10% (R2, R6, R11, R15) (MIL-R-11: RC20GF273K)	4			

TM-2 Tape Transport

ILLUSTRATED PARTS BREAKDOWN

FIG. & INDEX NO.	AMPEX PART NO.	DESCRIPTION	QTY. PER ASSY.	USE ON CODE	EFFECTIVE	
					ON	THRU
9-23-		1 2 3 4 5 6 7				
22	041-072	. Resistor, fixed, composition, 100 k, 1/2 w, 10% (R3, R7, R12, R16) (MIL-R-11: RC20GF104K)	4			
23	041-038	. Resistor, fixed, composition, 100 ohm, 1/2 w, 10% (R4, R13, R29, R37) (MIL-R-11: RC20GF101K)	4			
24	041-064	. Resistor, fixed, composition, 22 k, 1/2 w, 10% (R5, R14) (MIL-R-11: RC20GF223K)	2			
25	041-063	. Resistor, fixed, composition, 18 k, 1/2 w, 10% (R9, R26, R39) (MIL-R-11: RC20GF183K)	3			
26	041-527	. Resistor, fixed, composition, 390 ohm, 2 w, 10% (R18) (MIL-R-11: RC42GF391K)	1			
27	041-199	. Resistor, fixed, composition, 470 ohm, 2 w, 10% (R19) (MIL-R-11: RC42GF471K)	1			
28	041-052	. Resistor, fixed, composition, 2200 ohm, 1/2 w, 10% (R20, R23, R25, R27, R30, R33, R36, R40, R41, R43) (MIL-R-11: RC20GF222K)	10			
29	041-001	. Resistor, fixed, composition, 5100 ohm, 1/2 w, 5% (R21, R35) (MIL-R-11: RC20GF512J)	2			
30	041-056	. Resistor, fixed, composition, 4700 ohm, 1/2 w, 10% (R22, R34) (MIL-R-11: RC20GF472K)	2			
31	041-031	. Resistor, fixed, composition, 1 meg, 1/2 w, 10% (R24, R42) (MIL-R-11: RC20GF105K)	2			
32	041-058	. Resistor, fixed, composition, 6800 ohm, 1/2 w, 10% (R28, R38, R50, R51) (MIL-R-11: RC20GF682K)	4			
33	041-054	. Resistor, fixed, composition, 3300 ohm, 1/2 w, 10% (R31, R45) (MIL-R-11: RC20GF332K)	2			
34	041-044	. Resistor, fixed, composition, 470 ohm, 1/2 w, 10% (R32) (MIL-R-11: RC20GF471K)	1			
35	041-041	. Resistor, fixed, composition, 270 ohm, 1/2 w, 10% (R44) (MIL-R-11: RC20GF271K)	1			
36	041-091	. Resistor, fixed, composition, 4.7 ohm, 1 w, 10% (R46 thru R49) (Ohmite)	4			
37	041-351	. Resistor, fixed, composition, 15 ohm, 1/2 w, 10% (R52) (MIL-R-11: RC20GF150K)	1			
38	31 01675 10	. Transformer, pulse (T8, T9)	2			
39	168-007	. Connector, printed circuit board (Elco #5001-1913)	15			
40	31 01674 10	. Card, printed wiring	1			



AMPEX COMPUTER PRODUCTS COMPANY

This page intentionally left blank.

ILLUSTRATED PARTS BREAKDOWN

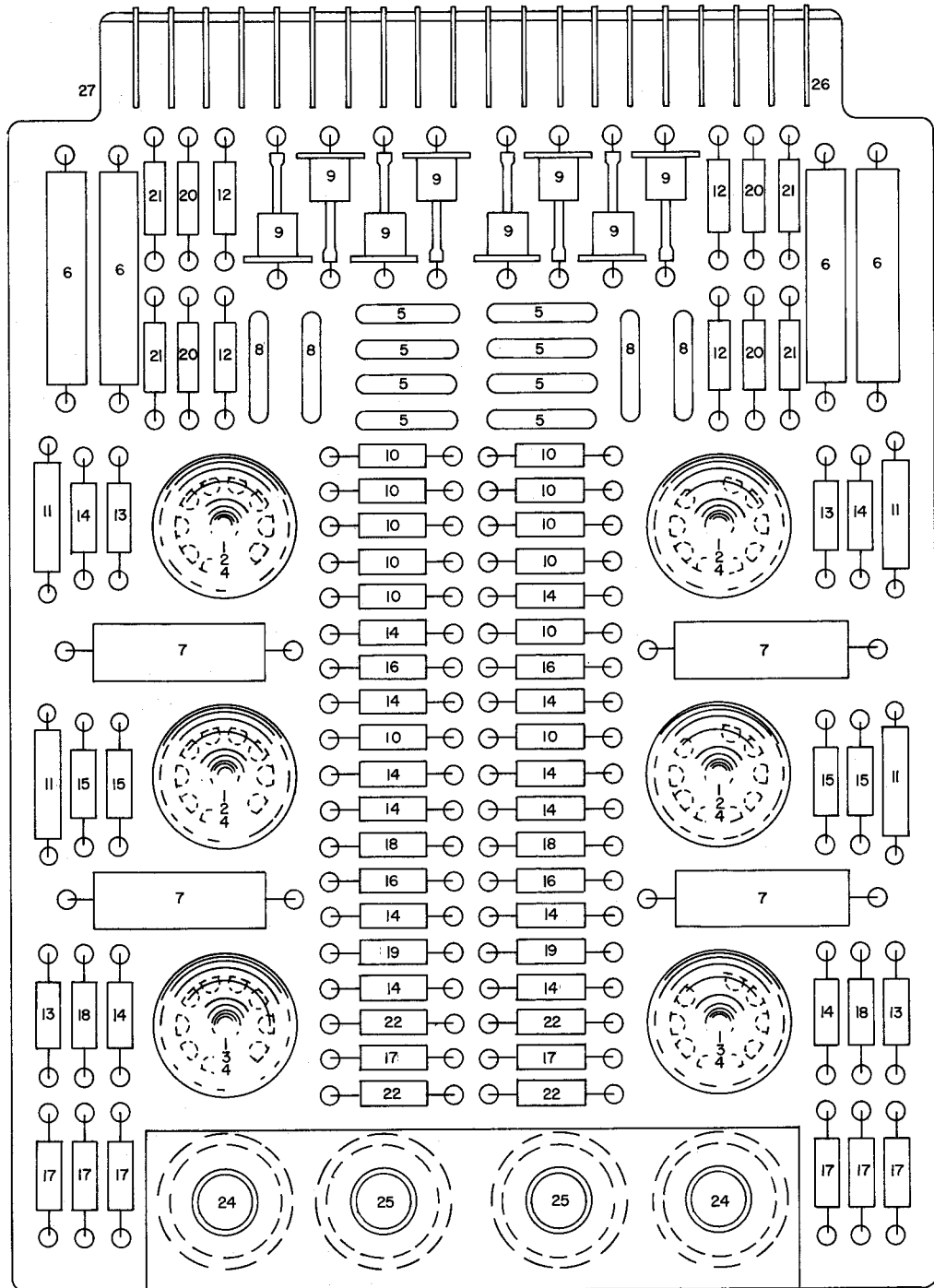


Figure 9-24
Servo Amplifier SA-500



AMPEX COMPUTER PRODUCTS COMPANY

FIG. & INDEX NO.	AMPEX PART NO.	DESCRIPTION 1 2 3 4 5 6 7	QTY. PER ASSY.	USE ON CODE	EFFECTIVE	
					ON	THRU
9-24-		SERVO AMPLIFIER (SA-500)				
	31 01349 10	Servo Amplifier Assembly (SA-500) (See Figure 9-19)	Ref			
1	431-012	. Retainer, hairpin, tube (Tub-lok #102-W-PC)	6			
2	012-068	. Tube, electron (V1, V2, V4, V5) (RCA, GE, Sylvania #5751)	4			
3	012-106	. Tube, electron (V3, V6) (RCA #5814A)	2			
4	150-104	. Socket, tube (Elco #3906-2-2)	6			
5	030-044	. Capacitor, ceramic, .1 uf, 75 volt (C10 thru C13, C50 thru C53) (Centralab #DDA-104)	8			
6	035-337	. Capacitor, tubular, .22 uf, 150 volt (C14, C15, C54, C55) (Gudeman #338Y224J)	4			
7	035-315	. Capacitor, tubular, .15 uf, 150 volt (C16, C17, C56, C57) (Gudeman #337Y154J)	4			
8	030-059	. Capacitor, ceramic, .02 uf, 500 volt (C58 thru C61) (Sprague #36C205)	4			
9	013-015	. Diode, crystal (CR10 thru CR13, CR50 thru CR53) (GE #1N91)	8			
10	041-025	. Resistor, fixed, composition, 150 k, 1/2 w, 5% (R10 thru R13, R21, R28, R50 thru R53, R61, R68) (MIL-R-11: RC20GF154J)	12			
11	042-148	. Resistor, fixed, film, 3300 k, 1 w, 1% (R14, R17, R54, R57) (MIL-R-10509: RN25X3304F)	4			
12	042-141	. Resistor, fixed, film, 100 k, 1/2 w, 1% (R15, R16, R55, R56) (MIL-R-10509: RN15X1003F)	4			
13	041-321	. Resistor, fixed, composition, 200 k, 1/2 w, 5% (R19, R20, R59, R60) (MIL-R-11: RC20GF204J)	4			
14	042-268	. Resistor, fixed, film, 1200 k, 1/2 w, 1% (R22 thru R25, R29 thru R32, R62 thru R65, R69 thru R72) (MIL-R-10509: RN15X1204F)	16			
15	041-374	. Resistor, fixed, composition, 240 k, 1/2 w, 5% (R26, R27, R66, R67) (MIL-R-11: RC20GF244J)	4			
16	041-254	. Resistor, fixed, composition, 15 k, 1/2 w, 5% (R33, R34, R73, R74) (MIL-R-11: RC20GF153J)	4			
17	042-156	. Resistor, fixed, film, 47 k, 1/2 w, 1% (R35, R36, R38, R39, R75, R76, R78, R79) (MIL-R-10509: RN15X4702F)	8			
18	042-269	. Resistor, fixed, film, 330 k, 1/2 w, 1% (R37, R40, R77, R80) (MIL-R-10509: RN15X3303F)	4			
19	041-017	. Resistor, fixed, film, 33 k, 1/2 w, 5% (R41, R81) (MIL-R-11: RC20GF334J)	2			

TM-2 Tape Transport

ILLUSTRATED PARTS BREAKDOWN

FIG. & INDEX NO.	AMPEX PART NO.	DESCRIPTION 1 2 3 4 5 6 7	QTY. PER ASSY.	USE ON CODE	EFFECTIVE	
					ON	THRU
9-24-						
20	042-119	. Resistor, fixed, film, 1 meg, 1/2 w, 1% (R85 thru R88) (MIL-R-10509: RN15R1004F)	4			
21	041-460	. Resistor, fixed, composition, 56 k, 1/2 w, 5% (R89 thru R92) (MIL-R-11: RC20GF563J)	4			
22	042-137	. Resistor, fixed, film, 150 k, 1/2 w, 1% (R43, R44, R83, R84) (MIL-R-10509: RN15X1503F)	4			
23	31 01677 10	. Shield, potentiometer	1			
24	044-284	. Resistor, variable, 100 k, 1/2 w (R18, R58) (Allen-Bradley #TSRU1041)	2			
25	044-315	. Resistor, variable, 25 k, 1/2 w (R42, R82) (Allen-Bradley #TSRU2531)	2			
26	168-007	. Connector, printed circuit board (Elco #5001-1913)	20			
27	31 01676 10	. Card, printed wiring	1			



AMPEX COMPUTER PRODUCTS COMPANY

This page intentionally left blank.

ILLUSTRATED PARTS BREAKDOWN

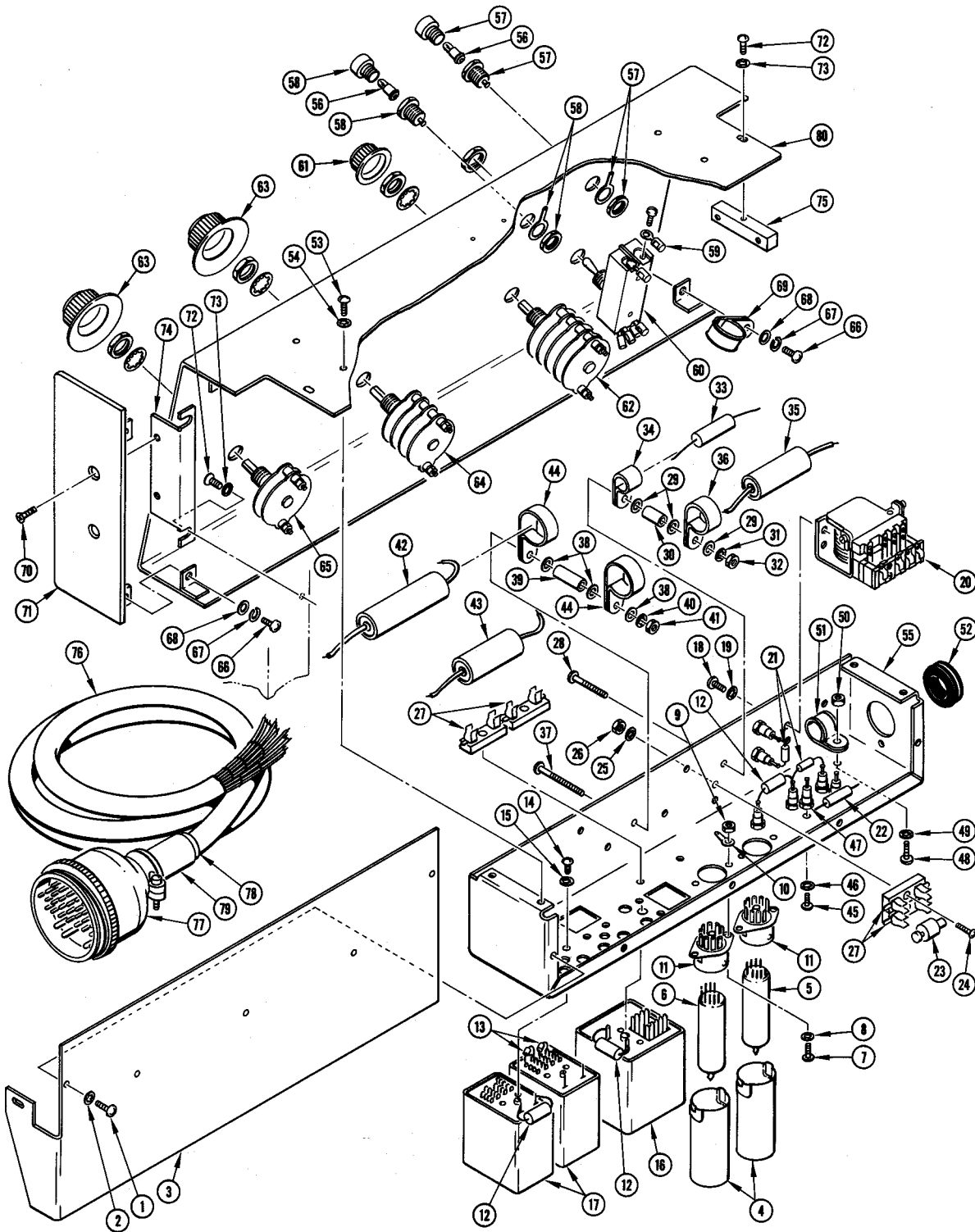


Figure 9-25
Manual Control Panel



FIG. & INDEX NO.	AMPEX PART NO.	DESCRIPTION 1 2 3 4 5 6 7	QTY. PER ASSY.	USE ON CODE	EFFECTIVE	
					ON	THRU
9-25-		MANUAL CONTROL PANEL				
	31 01064 10	Panel Assembly, manual control (See Figure 9-2)	Ref			
1	471-069	. Screw, machine, 6-32 NC-2A by 3/8 in., pan hd Phillips, stl cad plt (MS35208-25)	7			
2	502-025	. Washer, #6 lock, int tooth, stl cad plt (MS35333-37)	7			
3	31 01153 10	. Cover, chassis	1			
4	160-020	. Shield, tube (JAN-S-28A: TS103U03)	2			
5	020-059	. Relay, time delay, 2 second (K801) (Amperite #26C2T)	1			
6	020-092	. Relay, time delay, 45 second (K805) (Amperite #115N045T)	1			
7	471-060	. Screw, machine, 4-40 NC-2A by 1/4 in., pan hd Phillips, stl cad plt (MS35208-12)	4			
8	502-024	. Washer, #4 lock, int tooth, stl cad plt (MS35333-36)	4			
9	492-004	. Nut, plain hex, 4-40 NC-2B, stl cad plt (MS35649-42)	4			
10	172-032	. Lug, soldering (Cinch #Y141)	1			
11	150-026	. Socket, noval (JAN: TS103P01)	2			
12	013-139	. Diode, silicon (CR801, CR802, CR807) (Texas Inst # 112057 4112069)	3			
13	041-057	. Resistor, fixed, composition, 5600 ohm, 1/2 w, 10% (MIL-R-11: RC20GF562K)	2			
14	471-066	. Screw, machine, 6-32 NC-2A by 3/16 in., pan hd Phillips, stl cad plt (MS35208-32)	6			
15	502-025	. Washer, #6 lock, int tooth, stl cad plt (MS35333-37)	6			
16	020-122	. Relay, 24 volt coil (K803) (Philtrol #8QA-24-3C-24)	1			
17	020-103	. Relay, sealed (K802, K806) (Philtrol #8QA2Z16)	2			
18	471-067	. Screw, machine, 6-32 NC-2A by 1/4 in., pan hd Phillips, stl cad plt (MS35208-23)	4			
19	502-025	. Washer, #6 lock, int tooth, stl cad plt (MS35333-37)	4			
20	020-035	. Relay, 24 volt DC coil (K804) (Philtrol #33BDC-24-4C-13)	1			
21	041-041	. Resistor, fixed, composition, 270 ohm, 1/2 w, 10% (R804, R805) (MIL-R-11: RC20GF271K)	2			
22	041-140	. Resistor, fixed, composition, 390 ohm, 1 w, 10% (R803) (MIL-R-11: RC32GF391K)	1			

TM-2 Tape Transport

ILLUSTRATED PARTS BREAKDOWN

FIG. & INDEX NO.	AMPEX PART NO.	DESCRIPTION	QTY. PER ASSY.	USE ON CODE	EFFECTIVE	
					ON	THRU
9-25-						
23	582-026	. Rectifier, selenium, single phase, half wave (CR80 ³ _A thru CR806) (Sarkes Tarzian #20LA)	4			
24	471-559	. Screw, machine, 4-40 NC-2A by 3/8 in., binder hd slotted, stl cad plt	4			
25	502-024	. Washer, #4 lock, int tooth, stl cad plt (MS35333-36)	4			
26	492-008	. Nut, plain hex, 4-40 NC-2B, stl cad plt (MS35649-42)	4			
27	130-007	. Holder, rectifier (Littlefuse #099062)	4			
28	471-449	. Screw, machine, 6-32 NC-2A by 1-3/8 in., pan hd Phillips, stl cad plt	1			
29	501-009	. Washer, #6 flat, stl cad plt (MS15795-206)	3			
30	280-010	. Spacer, 3/4 in. lg, brass cad plt (H. Smith #2108, Birnbach #1133)	1			
31	502-025	. Washer, #6 lock, int tooth, stl cad plt (MS35333-37)	1			
32	492-009	. Nut, plain hex, 6-32 NC-2B stl cad plt (MS35649-62)	1			
33	031-119	. Capacitor, electrolytic, 15 uf, 75 vdc (C801) (CD #NL15-75P)	1			
34	302-036	. Clamp, cable, 3/8 in. (Commercial Plastic #742-6)	1			
35	031-118	. Capacitor, electrolytic, 100 uf, 50 vdc (C804) (Sprague #TVA1310)	1			
36	302-086	. Clamp, cable, 11/16 in. (Commercial Plastic #742-11)	1			
37	471-436	. Screw, machine, 6-32 NC-2A by 1-5/8 in., pan hd Phillips, stl cad plt	1			
38	501-009	. Washer, #6 flat, stl cad plt (MS15795-206)	3			
39	31 01165 10	. Spacer, connector	1			
40	502-025	. Washer, #6 lock, int tooth, stl cad plt (MS35333-37)	1			
41	492-009	. Nut, plain hex, 6-32 NC-2B, stl cad plt (MS35649-62)	1			
42	035-302	. Capacitor, tubular, 1 uf, 600 vdc (C802) (Gudeman #XHF2508J-10)	1			
43	031-126	. Capacitor, electrolytic, 250 uf, 50 vdc, (C803) (Sprague #TVA1312)	1			
44	302-091	. Clamp, cable, 1 in. (Commercial Plastic #742-16)	2			
45	471-066	. Screw, machine, 6-32 NC-2A by 3/16 in., pan hd Phillips, stl cad plt (MS35208-32)	11			
46	502-005	. Washer, #6 lock, int tooth, stl cad plt (MS35333-37)	11			



FIG. & INDEX NO.	AMPEX PART NO.	DESCRIPTION 1 2 3 4 5 6 7	QTY PER ASSY	USE ON CODE	EFFECTIVE	
					ON	THRU
9-25-						
47	173-003	. Lug, terminal, turret, gold plt (Usec0 #1417)	11			
48	471-069	. Screw, machine, 6-32 NC-2A by 3/8 in., pan hd Phillips, stl cad plt (MS35208-25)	1			
49	502-025	. Washer, #6 lock, int tooth, stl cad plt (MS35333-37)	1			
50	492-009	. Nut, plain hex, 6-32 NC-2B, stl cad plt (MS35649-62)	1			
51	302-049	. Clamp, cable, 1/2 in. (Commercial Plastic #742-8)	1			
52	260-011	. Grommet, elastic, 11/16 in. ID (MS35489-19)	1			
53	471-069	. Screw, machine, 6-32 NC-2A by 3/8 in., pan hd Phillips, stl cad plt (MS35208-25)	4			
54	502-025	. Washer, #6 lock, int tooth stl cad plt (MS35333-37)	4			
55	31 01155 10	. Chassis, control panel	1			
56	060-019	. Lamp, incandescent, 28 volt, 0.04 amp (MS25237-327)	2			
57	060-056	. Light, indicator, green, w/mounting hardware (DS802) (Sloan #855S1-G-5-855-820)	1			
58	060-057	. Light, indicator, amber, w/mounting hardware (DS801) (Sloan #855S1-A-3-855-820)	1			
59	171-016	. Connector, solderless, ring tongue, #10 stud (AMP #34170)	6			
60	120-100	. Switch, toggle, 250 volt, 20 amp, w/mounting hardware (S806) (Arrow H & H #80421U)	1			
61	230-036	. Knob, dial, skirted (Raytheon #2420-1051G1)	1			
62	31 01158 10	. Switch, rotary, w/mounting hardware (S801)	1			
63	230-039	. Knob, dial, skirted (Raytheon #2420-1081G1)	2			
64	31 01157 10	. Switch, rotary, w/mounting hardware (S802)	1			
65	31 01159 10	. Switch, rotary, w/mounting hardware (S803)	1			
66	471-078	. Screw, machine, 8-32 NC-2A by 3/8 in., pan hd Phillips, stl cad plt (MS35208-40)	4			
67	502-004	. Washer, #8 spring lock, stl cad plt (MS35338-42)	4			
68	501-010	. Washer, #8 flat, stl cad plt (MS15795-207)	4			
69	302-049	. Clamp, cable, 1/2 in. (Commercial Plastic #742-8)	1			
70	471-336	. Screw, machine, 6-32 NC-2A by 3/8 in., 82° flat hd Phillips, stl cad plt (MS35192-25)	4			
71	31 01148 10	. Side Assembly, control panel, welded	1			

TM-2 Tape Transport

ILLUSTRATED PARTS BREAKDOWN

FIG. & INDEX NO.	AMPEX PART NO.	DESCRIPTION 1 2 3 4 5 6 7	QTY. PER ASSY	USE ON CODE	EFFECTIVE	
					ON	THRU
9-25-						
72	471-069	. Screw, machine, 6-32 NC-2A by 3/8 in., pan hd Phillips, stl cad plt (MS35208-25)	10			
73	502-025	. Washer, #6 lock, int tooth, stl cad plt (MS35333-37)	10			
74	31 01151 10	. Bracket, control	1			
75	31 01161 10	. Bracket	1			
76	31 01378 10	. Cable Assembly (CU800)	1			
77	145-128	. . Connector, plug, male, 50 contact (P303) (Cannon #RLK-A50-22C-1)	1			
78	262-006	. . Bushing, telescoping (AN3420-12)	1			
79	262-007	. . Bushing, telescoping (AN3420-16)	1			
80	31 01145 10	. Panel Assembly, control, welded	1			



AMPEX COMPUTER PRODUCTS COMPANY

This page intentionally left blank.

ILLUSTRATED PARTS BREAKDOWN

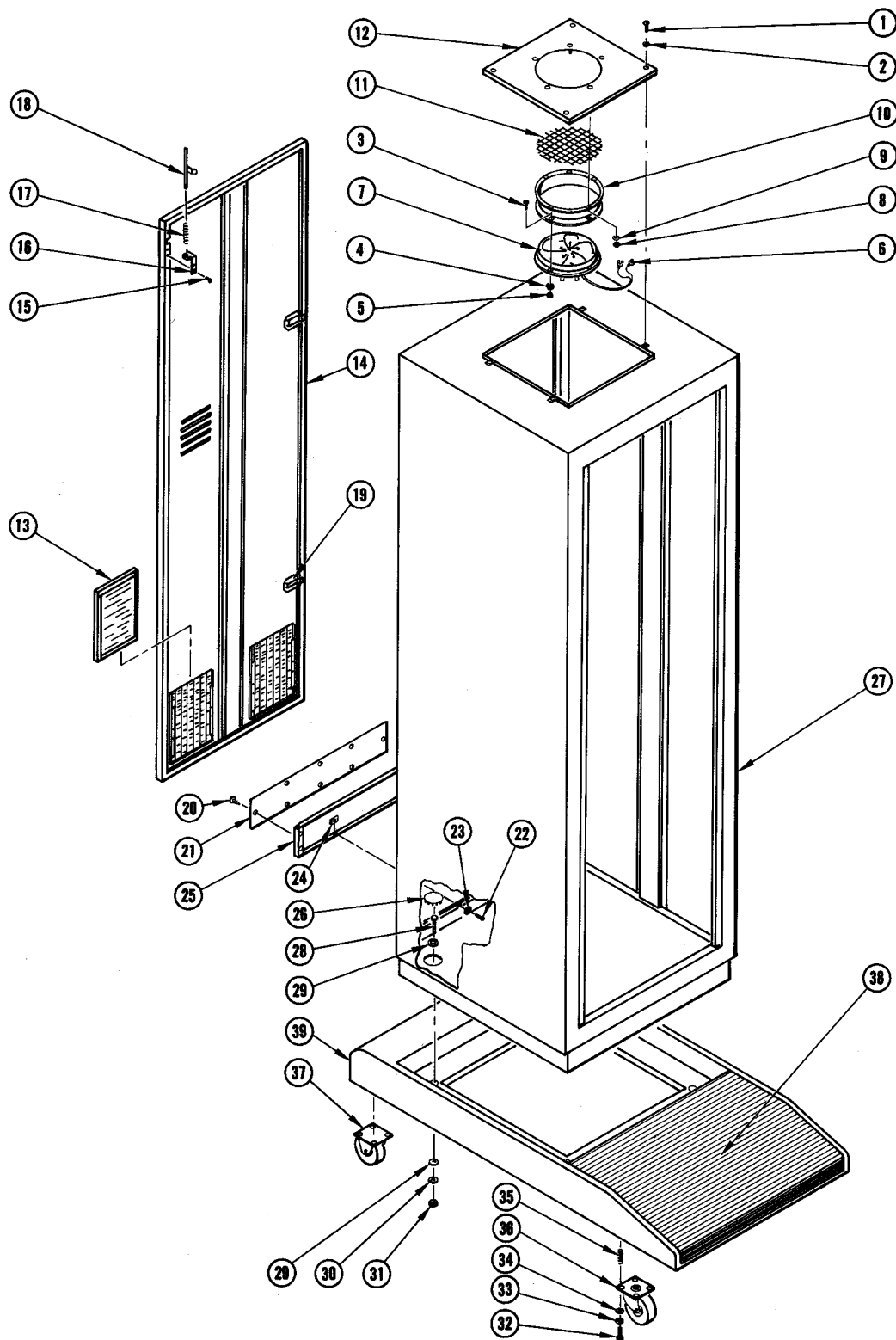


Figure 9-26
Cabinet and Dolly Assemblies



AMPEX COMPUTER PRODUCTS COMPANY

FIG. & INDEX NO.	AMPEX PART NO.	DESCRIPTION 1 2 3 4 5 6 7	QTY. PER ASSY.	USE ON CODE	EFFECTIVE	
					ON	THRU
9-26-		CABINET AND DOLLY ASSEMBLIES				
	31 01073 10	Cabinet Assembly (See Figure 9-2)	Ref			
1	471-076	. Screw, machine, 8-32 NC-2A by 1/4 in., pan hd Phillips, stl cad plt (MS35208-38)	4			
2	502-026	. Washer, #8 lock, int tooth, stl cad plt (MS35338-38)	4			
	31 01175 10	. Fan Assembly	1			
3	471-078	. . Screw, machine, 8-32 NC-2A by 3/8 in., pan hd Phillips, stl cad plt (MS35208-40)	5			
4	502-004	. . Washer, #8 spring lock, stl cad plt (MS35338-42)	5			
5	492-010	. . Nut, plain hex, 8-32 NC-2B, stl cad plt (MS35649-82)	5			
6	171-001	. . Connector, solderless, slotted tongue, #6 (AMP #34541)	2			
7	591-031	. . Fan, blower (Kooltronic #KB800B)	1			
8	492-010	. . Nut, plain hex, 8-32 NC-2B, stl cad plt (MS35649-82)	5			
9	502-004	. . Washer, #8 spring lock, stl cad plt (MS35338-42)	5			
10	591-033	. . Sleeve, fan (Kooltronic #800M)	1			
11	591-034	. . Grille, fan (Kooltronic #800X)	1			
12	31 01405 10	. . Cover, vent	1			
13	370-022	. Filter, air (Air-Maze #P61A)	1			
14	31 01172 10	. Door Assembly	1			
15	471-334	. . Screw, machine, 6-32 by 1/4 in., 82° flat hd Phillips, stl cad plt (MS35192-23)	2			
16	31 01400 10	. . Retainer, spring	1			
17	31 00566 10	. . Spring, door	1			
18	31 00564 10	. . Pin Assembly, door	1			
19	311-043	. . Latch, flush (Hartwell #H4700-C064-125)	2			
20	476-002	. Screw, self-tapping, 6-32 by 1/4 in., pan hd Phillips, stl cad plt (Parker-Kalon)	8			
21	31 01174 10	. Cover	1			
22	471-865	. Screw, machine, 10-24 by 5/8 in., pan hd Phillips, stl cad plt	6			
23	501-011	. Washer, #10 flat, stl cad plt (MS15795-208)	6			

TM-2 Tape Transport

ILLUSTRATED PARTS BREAKDOWN

FIG. & INDEX NO.	AMPEX PART NO.	DESCRIPTION	QTY. PER ASSY.	USE ON CODE	EFFECTIVE	
					ON	THRU
9-26-		1 2 3 4 5 6 7				
24	497-028	. Speednut, U type, 10-24 screw size, zinc chromate stl (Tinnerman #C710-632-67)	6			
25	31 01173 10	. Panel, outlet	1			
26	251-028	. Button, plug (United Carr #48175)	4			
27	31 01171 10	. Cabinet Assembly, weldment	1			
	31 01084 10	Dolly Assembly (See Figure 9-2)	Ref			
28	480-032	. Bolt, 7/16-14 NC-2A by 1-1/2 in., hex hd, stl cad plt (Sloss and Brittan)	4			
29	501-098	. Washer, flat, 15/32 in. ID, 15/16 in. OD, 1/16 in. thk, stl cad plt	8			
30	502-084	. Washer, 7/16 spring lock, stl cad plt (MS35337-47)	4			
31	492-051	. Nut, plain hex, 7/16-14 NC-2B, stl cad plt	4			
32	480-033	. Bolt, 3/8-16 NC-2A by 5/8 in., hex hd, stl cad plt (Sloss and Brittan)	16			
33	502-047	. Washer, 3/8 lock, int tooth, sst, passivated (MS35333-76)	16			
34	501-102	. Washer, 3/8 flat, stl cad plt	16			
35	495-034	. Insert, 3/8-16 by 3/8 in., sst (Heli-Coil #1185-6CNX .375)	16			
36	082-004	. Caster, swivel (Bassick #H-4999-2)	2			
37	082-005	. Caster, rigid (Bassick #H-4989-2)	2			
38	269-104	. Mat, fine line, gray, 36 in. w (Golden State #103)	A/R			
39	31 01210 10	. Casting, dolly	1			