

PART LIST No. 1092
2nd Edition

MODEL 92
TAPE READER

Creed & Company Limited

1st Edition.....Printed November 1957

2nd Edition.....Printed November 1958

MODEL 92 TAPE READER

Creed & Company Limited

TELEGRAPH HOUSE
CROYDON, ENGLAND

Telegraphic Address:
CREDO, TELEX, CROYDON

Telex: 28836

Telephone:
CROYDON 2121 (10 lines)



INTRODUCTION

This Part List contains names, part numbers and illustrations of all components in the Model 92 High Speed Tape Reader which can be supplied separately as spare parts.

When ordering these parts the following information should be given:

1. Part Name.
 2. Part Number.
 3. Model of Machine.)
 4. Machine Serial Number.)
- } as shown on nameplate.

NOTE: The suffix letters "C.P." after some of the parts in the list are an abbreviation of the words "complete part", which indicate an assembly of two or more smaller parts.

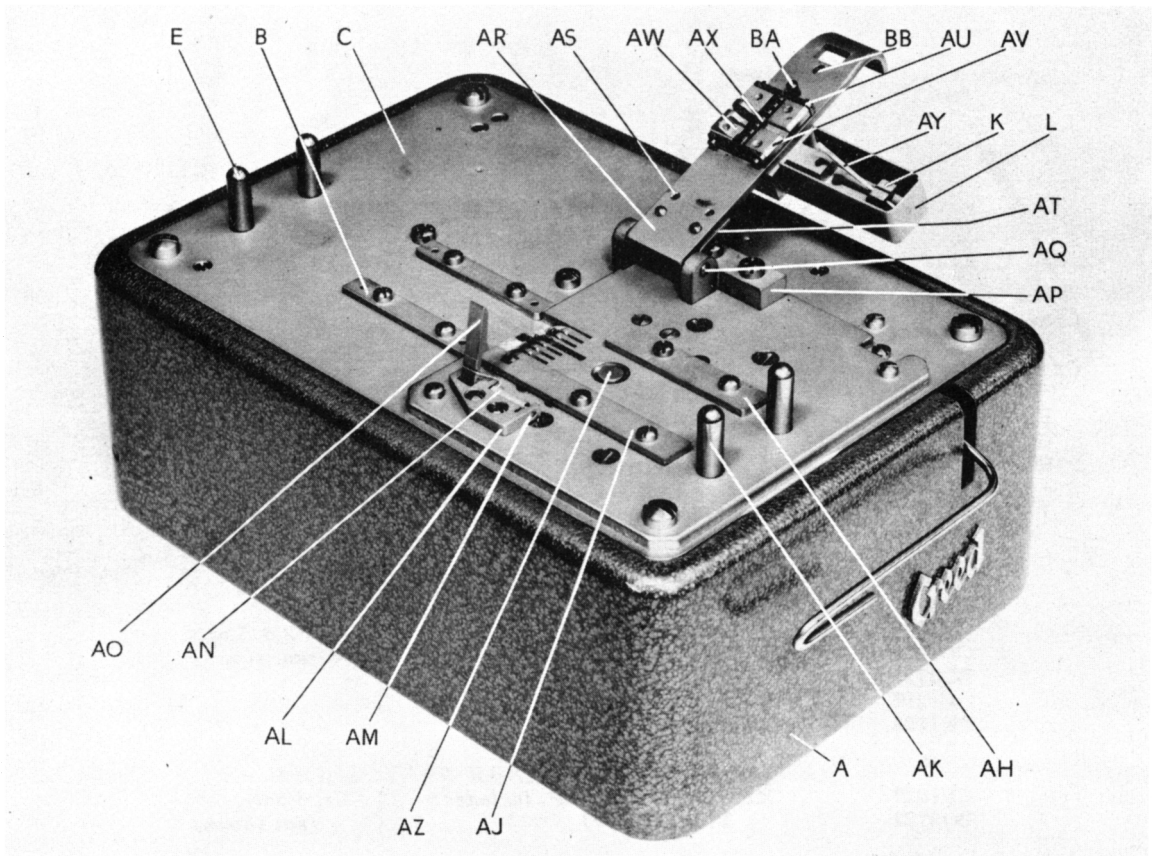


FIG. 1 MODEL 92 TAPE READER

TAPE READER ASSEMBLY S4082
(See Figs. 1, 2, 3 & 4)

- Gr.1. Machine (110V Coil) with Tape Feed Failure Alarm.
- Gr.2. Machine (110V Coil).
- Gr.3. For use in Model 90 Verifier.
- Gr.4. Machine (50V Coil) Less Tight Tape Contacts.
- Gr.5. Machine (50V Coil).

<i>Index Letter</i>	<i>Part No.</i>	<i>Part Name</i>	
A	3921/145 3921/146 1837/36 BO4100	Housing (Aluminium Casting) Base Plate (not visible) Rubber Foot (4 per set) Socket (12-Way), not shown	} <i>These items do not form part of this unit.</i>
B	3921/86	Guide Plate (2 per set)	
C	4082/44	Main Plate	} <i>For Grs. 1, 2, 3 & 4.</i>
D	3921/84	Support Pillar (3 per set)	
E	3921/85	Guide Pillar (2 per set)	
	<i>or</i>		
	4082/45 3921/150 BO3132	Main Plate Support Pillar (4 per set) Push Button Switch	} <i>For Gr. 3 only, not shown.</i>
	4082/37	COVER PLATE C.P.	<i>See page 6.</i>
	4082/38	FEED UNIT	<i>See page 8.</i>

TAPE READER ASSEMBLY S4082 (CONTD.)

<i>Index Letter</i>	<i>Part No.</i>	<i>Part Name</i>	
CABLEFORMS			
	4082/42	Cableform Harness C.P. includes:-	} <i>Gr. 1 & 4 only.</i>
F	BO40 15/5	Terminal Strip	
G	CF1807	Cableform	
H	CD1718	Cableform C.P. includes:-	
	BO3723	Plug (12-way)	
J	2008/104	Cable Clip	
	<i>or</i>		
	4082/46	Cableform Harness C.P. includes:-	} <i>Gr. 2 & 5 only, (not shown)</i>
	BO40 15/5	Terminal Strip	
	CF1807	Cableform	
	CD1759	Cableform C.P. includes:-	
	BO3723	Plug (12-Way)	
	PE1217	Grommet	
	PK1136	Cable Clip	
	<i>or</i>		
	CF1827	Cableform & Plug C.P. includes:-	} <i>Gr. 3 only, (not shown)</i>
	BO3723	Plug (12-way)	
TAPE FEED FAILURE ALARM PARTS. (Gr. 1 only).			
K	4082/15	Brush C.P.	
L	4082/2	Brush Cover.	
TIGHT TAPE MECHANISM (Gr. 1, 2 and 5 only).			
	3921/113	Tight Tape Assembly includes:-	
M	3921/104	Bracket C.P.	
N	3921/19	Contact Bracket 'A'.	
O	3921/3	Keep Plate	
P	3921/108	Contact Assembly includes:-	
P1	3921/16	Bottom Plate	
P2	3921/14	Spacer (6 per set), 0.02" thick	
P3	3921/15	Spacer (3 per set), 0.04" thick	
P4	3921/107	Contact Blade C.P. (long)	
P5	3921/105	Contact Blade C.P. (short)	
P6	3921/21	Solder Tag (2 per set)	
P7	3921/22	Damper	
P8	3921/20	Top Plate	
P9	3921/3	Keep Plate	
P10	3921/23	Insulating Sleeve	} <i>2 of each per set</i>
P11	PS2173-15	Std. 6BA Screw	
Q	3921/9	Knife Arm	
R	3921/4	Knife	
S	3921/7	Pivot Bracket	
T	3921/6	Spindle	
	PW5660	Special Washer (4 per set), spacing between items S & M.	
U	3921/2	Tight Tape Arm	
V	3921/1	Clamp Plate	
W	3921/12	Tension Spring	
X	3921/13	Tension Spring.	

See Fig. 3.


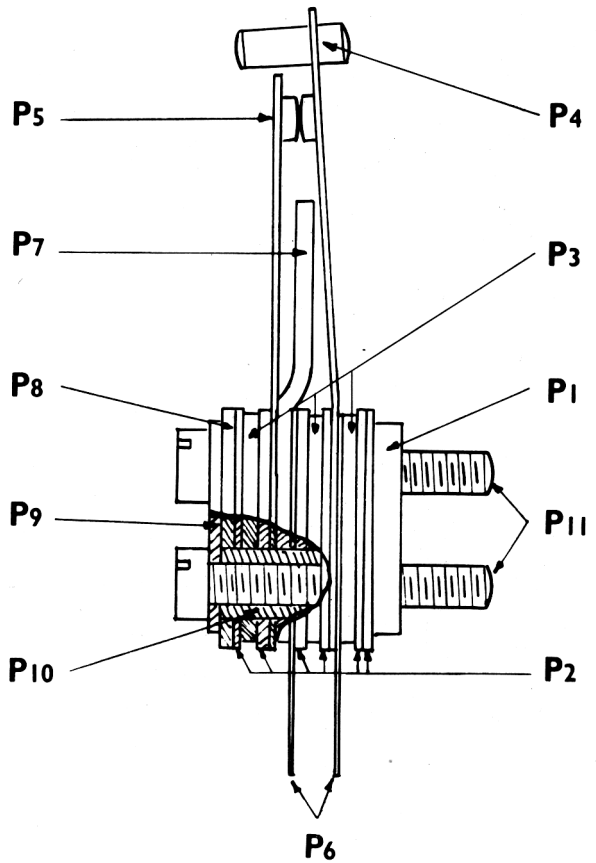


FIG. 2 TAPE READER MECHANISM

FIG. 3
CONTACT ASSEMBLY
3921/108



COVER PLATE C.P. 4082/37 { *Gr.1. With Tape Feed Failure Alarm.*
Gr.2. Less Tape Feed Failure Alarm.
Gr.3. For use in Model 90 Verifier.
 (See Figs. 1, 3 & 4)

<i>Index Letter</i>	<i>Part No.</i>	<i>Part Name</i>	
	4082/35	Cover Plate C.P. <i>includes:-</i>	
Y	4082/43	Cover Plate	} <i>each includes:-</i>
Z	4082/40	Bearing Block C.P. (<i>Ratchet End</i>)	
AA	4082/41	Bearing Block C.P. (<i>Retention End</i>)	
	4082/31	Oil Impregnated Bush (<i>not visible</i>)	
AB	4082/1	Tape Feed Wheel Shaft	
AC	3921/79	Ratchet	
AD	3921/80	Detent Wheel	
AE	23923A	Taper Pin (<i>2 per set</i>)	
AF	3921/52	Pawl Retaining Bracket	
AG	4082/7	Pawl Stop	
AH	4082/9	Tape Guide Plate	
AJ	4082/29	Tape and Gate Guide Plate	
AK	3921/85	Guide Pillar (<i>2 per set</i>)	
AL	4082/34	Catch Hinge Block	
AM	PP1045	Parallel Pivot Pin	
AN	PG3226	Catch Spring	
AO	4082/5	Catch Lever.	

TAPE GATE ASSEMBLY

	4082/36 <i>Gr.1.</i>	Tape Gate Assembly (<i>Gr. 1. only</i>)	} <i>includes:-</i>
	4082/36 <i>Gr.2 or</i>	Tape Gate Assembly (<i>Gr. 2 & 3</i>)	
AP	4082/4	Retaining Plate Hinge	
AQ	3921/92	Retaining Plate Pivot	
AR	3921/91	Tape Retaining Plate	
AS	PP1061	Parallel Pin (<i>2 per set</i>)	
AT	3921/90	Pivot Clamp	
AU	3921/159	Side Plate (<i>2 per set</i>)	
AV	4082/10	Tape Shoe (<i>front</i>)	
AW	4082/16	Tape Shoe (<i>rear</i>)	
AX	4082/6	Roller	
AY	4082/18	Brush Arm (<i>For Gr.1 only</i>)	
AZ	4082/27	Pulse Contact	
	PW5744	Insulating Washer (<i>2 per set</i>) <i>under item AZ</i>	
BA	4082/28	Stop Stud	
BB	4082/8	Catch Plate Screw	

CONTACT BLOCK

	3921/117 <i>Gr.1</i>	Contact Block C.P. (<i>Gr. 3. only</i>)	} <i>includes:-</i>
	3921/117 <i>Gr.2 or</i>	Contact Block C.P. (<i>Gr. 1 & 2</i>)	
BC	3921/25	Mounting Board	} <i>2 of each per set</i>
BD	3921/28	Spacing Strip	
BE	3921/33	Support Pillar (<i>front</i>)	
BF	3921/34	Support Pillar (<i>rear</i>)	
BG	3921/32	Spring Plate	
BH	3921/31	Anchor Block Plate	
BJ	3921/24	Contact Block 'A'	} <i>2 of each per set</i>
BK	3921/27	Contact Block 'B'	
BL	3921/30	Anchor Block	} <i>6 of each per set</i>
	3921/29	Distance Piece (<i>not visible</i>)	
BM	PC3013	Contact Screw C.P.	
BN	4082/12	Special Pillar (<i>for Gr. 2 only</i>)	
BO	PW5664	Special Washer (<i>16 per set</i>)	




FIG. 4 TAPE READER MECHANISM

COVER PLATE C.P. 4082/37 (CONTD.)

<i>Index Letter</i>	<i>Part No.</i>	<i>Part Name</i>
LEVER BLOCK		
BP	4082/3	Lever Block Spacer
BQ	4082/39	Lever Block C.P. includes:-
BR	3921/42	Lever Block
BS	3921/102	Contact Lever C.P. (6 per set)
	3921/35	Contact Retaining Spring (5 per set)
	3921/132	Contact Retaining Spring (for Tape Out Lever Contact)
	PW5662	Special Washer
	PS6113	Screw
		} 6 of each per set, for securing items BS
BT	4082/20	Tape Out Lever
BU	4082/22	Lever No. 1.
BV	4082/23	Lever No. 2.
BW	4082/24	Lever No. 3.
BX	4082/25	Lever No. 4.
BY	4082/26	Lever No. 5.
BZ	PP1085	Parallel Pin (2 per set)
CA	3921/36	Lever Spring (5 per set)
	3921/131	Special Spring (for Tape Out Lever).

FEED UNIT 4082/38 $\left\{ \begin{array}{l} \text{Gr.1. Machine (110V Coil)} \\ \text{Gr.2. For use in Model 90 Verifier} \\ \text{Gr.3. Machine (50V Coil)} \end{array} \right.$
 (See Figs. 2, 3 & 4)

<i>Index Letter</i>	<i>Part No.</i>	<i>Part Name</i>
	3921/134 Gr. 1	Feed Unit Sub C.P. (Grs. 1 & 2) } includes:-
	3921/134 Gr. 2 or	Feed Unit Sub C.P. (Gr. 3) }
CB	3921/67	Yoke
CC	3921/129	Magnet C.P. (Gr. 1)
	3921/156	or Magnet C.P. (Gr. 2)
CD	3921/57	Spring Plate
	3921/58	Flat Spring (not visible) under item CC.
	3921/137	Feed Bracket C.P. includes:-
CE	3921/136	Feed Bracket Sub C.P.
	3921/72	Pawl (not visible)
CF	3921/69	Pawl Pivot Screw
CG	3921/74	Tension Spring
	3921/70	Pawl Spacer (between Pawl and item CE)
CH	3921/71	Special Locknut
CJ	3921/63	Pivot
	3921/64	Pivot Clamp (not visible)
CK	3921/68	Yoke Support Bracket (Grs. 1 & 3)
	3921/148	or Yoke Support Bracket (Gr. 2)
CL	3921/59	Contact Assembly Bracket
CM	3921/3	Keep Plate
CN	3921/108	Contact Assembly (for component parts, see item P)
CO	3921/115	Tag Strip C.P.
	3921/111	Insulation Washer (2 per set) between items CO & CP
CP	3921/110	Insulation Strip
CQ	3921/135	Detent Lever C.P.
CR	4082/30	Retention Pivot Block
CS	4082/32	Retention Arm Pivot
CT	3921/55	Detent Roller
CU	4082/11	Retention Spring Anchor
CV	3921/130	Detent Spring.

STANDARD NUTS, SCREWS, WASHERS AND CLIPS.

CLIPS

		<i>Quantity</i>
BO3229	Anderton Clip	1
BO3230	Anderton Clip	1
BO3232	Anderton Clip	1

NUTS

PN1009-15	Std. 4BA Hex. M.S.	4
PN1013-15	Std. 6BA Hex. M.S.	5
PN1513-15	Std. 6BA Lock M.S.	3

SCREWS

PS1314-15	Std. 2BA × $\frac{3}{8}$ " Fil. Hd. M.S.	6
PS1336-15	Std. 2BA × $\frac{1}{2}$ " Fil. Hd. M.S.	2
PS1673-15	Std. 4BA × $\frac{7}{32}$ " Fil. Hd. M.S.	2
PS1694-15	Std. 4BA × $\frac{3}{8}$ " Ch. Hd. M.S.	5
PS1700-15	Std. 4BA × $\frac{3}{8}$ " Fil. Hd. M.S.	2
PS1731-15	Std. 4BA × $\frac{9}{16}$ " C/sk Hd. M.S.	4
PS2029-15	Std. 6BA × $\frac{1}{8}$ " Ch. Hd. M.S.	3
PS2035-15	Std. 6BA × $\frac{1}{8}$ " Fil. Hd. M.S.	4
PS2042-15	Std. 6BA × $\frac{5}{32}$ " Ch. Hd. M.S.	2
PS2045-15	Std. 6BA × $\frac{3}{16}$ " Ch. Hd. M.S.	5
PS2047-15	Std. 6BA × $\frac{3}{16}$ " C/sk Hd. M.S.	6
PS2051-15	Std. 6BA × $\frac{3}{16}$ " Fil. Hd. M.S.	10
PS2061-15	Std. 6BA × $\frac{1}{4}$ " Ch. Hd. M.S.	8
PS2067-15	Std. 6BA × $\frac{1}{4}$ " Fil. Hd. M.S.	7
PS2069-15	Std. 6BA × $\frac{1}{4}$ " Inst. Hd. M.S.	2
PS2075-15	Std. 6BA × $\frac{9}{32}$ " Ch. Hd. M.S.	2
PS2077-15	Std. 6BA × $\frac{5}{16}$ " Ch. Hd. M.S.	9
PS2085-15	Std. 6BA × $\frac{5}{16}$ " Inst. Hd. M.S.	4
PS2089-15	Std. 6BA × $\frac{11}{32}$ " Ch. Hd. M.S.	4
PS2107-15	Std. 6BA × $\frac{13}{32}$ " Ch. Hd. M.S.	1
PS2173-15	Std. 6BA × $\frac{11}{16}$ " Ch. Hd. M.S.	2
PS2430-15	Std. 6BA × $\frac{1}{8}$ " Ch. Hd. M.S.	2
PS2445-15	Std. 8BA × $\frac{3}{16}$ " Ch. Hd. M.S.	14
PS2451-15	Std. 8BA × $\frac{3}{16}$ " Fil. Hd. M.S.	4
PS2462-15	Std. 8BA × $\frac{1}{4}$ " Ch. Hd. M.S.	11
PS2477-15	Std. 8BA × $\frac{5}{16}$ " Ch. Hd. M.S.	4
PS2494-15	Std. 8BA × $\frac{3}{8}$ " Ch. Hd. M.S.	2
PS2815-15	Std. 10BA × $\frac{1}{8}$ " Ch. Hd. M.S.	12
PS2847-15	Std. 10BA × $\frac{1}{4}$ " Ch. Hd. M.S.	4
PS2860-15	Std. 10BA × $\frac{5}{16}$ " Ch. Hd. M.S.	12

WASHERS

PW1009-15	Std. 4BA M.S.	9
PW1013-15	Std. 6BA M.S.	9
PW2037	Std. 6BA S.C. Spring Washer	8

NUMERICAL INDEX

<i>Part No.</i>	<i>Part Name</i>	<i>Page</i>	<i>Index Letter</i>	<i>Part No.</i>	<i>Part Name</i>	<i>Page</i>	<i>Index Letter</i>
1837/36	Rubber Foot	3	A	3921/111	Insulation Washer	8	CO
2008/104	Cable Clip	4	J	/113	Tight Tape Assembly ..	4	M
3921/1	Clamp Plate	4	V	/115	Tag Strip C.P.	8	CO
/2	Tight Tape Arm	4	U	/117	Contact Block C.P. ..	6	BC
/3	Keep Plate	4	O	/129	Magnet C.P.	8	CC
/4	Knife	4	P9	/130	Detent Spring	8	CV
/6	Spindle	4	CM	/131	Special Lever Spring ..	7	CA
/7	Pivot Bracket	4	R	/132	Contact Retaining Spring	7	BS
/9	Knife Arm	4	T	/134	Feed Unit Sub C.P. ..	8	CB
/12	Tension Spring	4	S	/135	Detent Lever C.P. ..	8	CQ
/13	Tension Spring	4	Q	/136	Feed Bracket Sub C.P.	8	CE
/14	Spacer	4	W	/137	Feed Bracket C.P. ..	8	CD
/15	Spacer	4	X	/145	Housing	3	A
/16	Bottom Plate	4	P2	/146	Base Plate	3	A
/19	Contact Bracket 'A' ..	4	P3	/148	Yoke Support Bracket ..	8	CK
/20	Top Plate	4	P1	/150	Support Pillar	3	E
/21	Solder Tag	4	N	/156	Magnet C.P.	8	CC
/22	Damper	4	P8	/159	Side Plate	6	AU
/23	Insulating Sleeve ..	4	P6	S4082	Tape Reader Assembly	3	—
/24	Contact Block 'A' ..	6	P7	4082/1	Tape Feed Wheel Shaft	6	AB
/25	Mounting Board	6	P10	/2	Brush Cover	4	L
/27	Contact Block 'B' ..	6	BJ	/3	Lever Block Spacer ..	7	BP
/28	Spacing Strip	6	BC	/4	Retaining Plate Hinge ..	6	AP
/29	Distance Pillar	6	BK	/5	Catch Lever	6	AO
/30	Anchor Block	6	BD	/6	Roller	6	AX
/31	Anchor Block Plate ..	6	BL	/7	Pawl Stop	6	AG
/32	Spring Plate	6	BL	/8	Catch Plate Screw ..	6	BB
/33	Support Pillar	6	BH	/9	Tape Guide Plate	6	AH
/34	Support Pillar	6	BG	/10	Tape Shoe (Front) ..	6	AV
/35	Contact Retaining Spring	7	BE	/11	Retention Spring Anchor	8	CU
/36	Lever Spring	7	BF	/12	Special Pillar	6	BN
/42	Lever Block	7	BS	/15	Brush C.P.	4	K
/52	Pawl Retaining Bracket	6	CA	/16	Tape Shoe (Rear) ..	6	AW
/55	Detent Roller	8	BQ	/18	Brush Arm	6	AY
/57	Spring Plate	8	AF	/20	Tape Out Lever	7	BT
/58	Flat Spring	8	CT	/22	Lever No. 1	7	BU
/59	Contact Assembly Bracket	8	CD	/23	Lever No. 2	7	BV
/63	Pivot	8	CD	/24	Lever No. 3	7	BW
/64	Pivot Clamp	8	CL	/25	Lever No. 4	7	BX
/67	Yoke	8	CJ	/26	Lever No. 5	7	BY
/68	Yoke Support Bracket ..	8	CJ	/27	Pulse Contact	6	AZ
/69	Pawl Pivot Screw	8	CB	/28	Stop Stud	6	BA
/70	Pawl Spacer	8	CK	/29	Tape and Gate Guide		
/71	Locknut	8	CF		Plate ..	6	AJ
/72	Pawl	8	CG	/30	Retention Pivot Bush ..	8	CR
/74	Tension Spring	8	CH	/31	Oil Impregnated Bush ..	6	AA
/79	Ratchet	6	CE	/32	Retention Arm Pivot ..	8	CS
/80	Detent Wheel	6	CG	/34	Catch Hinge Block ..	6	AL
/84	Support Pillar	3	CG	/35	Cover Plate Sub C.P. ..	6	Y
/85	Guide Pillar	3	AC	/36	Tape Gate Assembly ..	6	AP
/86	Guide Plate	3	AD	/37	Cover Plate C.P. ..	6	—
/90	Pivot Clamp	6	D	/38	Feed Unit C.P.	8	—
/91	Tape Retaining Plate ..	6	E	/39	Lever Block C.P.	7	BP
/92	Retaining Plate Pivot ..	6	AK	/40	Bearing Block C.P. ..	6	Z
/102	Contact Lever C.P. ..	7	B	/41	Bearing Block C.P. ..	6	AA
/104	Bracket C.P.	4	AT	/42	Cableform Harness C.P.	4	F
/105	Contact Blade C.P. ..	4	AR	/43	Cover Plate	6	Y
/107	Contact Blade C.P. ..	4	AQ	/44	Main Plate	3	C
/108	Contact Assembly	4	BR	/45	Main Plate	3	E
/110	Insulation Strip	8	M	/46	Cableform Harness C.P.	4	J
			P5	23923A	Taper Pin	6	AE
			P4	BO NUMBERS			
			P	BO3132	Push Button Switch ..	3	E
			CN				
			CP				

<i>Part No.</i>	<i>Part Name</i>	<i>Page</i>	<i>Index Letter</i>
BO NUMBERS (contd.)			
BO3723	Plug (12-Way)	{ 4	H
		4	J
BO4100	Socket (12-Way)	3	A
BO4015/5	Terminal Strip	{ 4	F
		4	J
CD NUMBERS (CORDS)			
CD1718	Cableform	4	H
CD1759	Cableform	4	J
CF NUMBERS (CABLEFORMS)			
CF1807	Cableform	{ 4	G
		4	J
CF1827	Cableform and Plug C.P.	4	J
PC NUMBERS (CONTACTS)			
PC3013	Contact Screw C.P. ..	6	BM
PE NUMBERS (INSULATORS)			
PE1217	Grommet	4	J

<i>Part No.</i>	<i>Part Name</i>	<i>Page</i>	<i>Index Letter</i>
PG NUMBERS (SPRINGS)			
PG3226	Catch Spring	6	AN
PK NUMBERS (CLIPS)			
PK1136	Cable Clip	4	J
PP NUMBERS (PINS)			
PP1045	Parallel Pivot Pin.. ..	6	AM
PP1061	Parallel Pin	6	AS
PP1085	Parallel Pin	7	BZ
PS NUMBERS (SCREWS)			
PS6113	Special 12BA Screw ..	7	BS
PW NUMBERS (WASHERS)			
PW5660	Special Washer, .132" I.D.		
	Brass.. ..	4	T
PW5662	Special Washer, .058" I.D.		
	M.S.	7	BS
PW5664	Special Washer, .074" I.D.		
	Brass.. ..	6	BO
PW5744	Insulating Washer	6	AZ

